LATZ

END MILLS CATALOGUE
2023

LATZ

milling

Cylindrical carbide end mills

FAMILY	P	M	K	N	S	H	NORM	FORM	TYPE	Z	HELIX	COATING	PAGE
220.6L	●	○	●	○			LATZ	Frontal	N	Z2	30º	AlTiN	14
221.6L	●	○	●	○			LATZ	Frontal	N	Z2	30º	AlTiN	14
222.60				●			LATZ	Frontal	N	Z2	45º	-	15
226.6L	●	○	●	○			LATZ	Frontal	N	Z3	30º	AlTiN	15
227.6L	●	○	●	○			LATZ	Frontal	N	Z3	30º	AlTiN	16
228.60				●			LATZ	Frontal	N	Z3	45º	-	16
229.60				●			LATZ	Frontal	NR	Z3	35º	-	17
225.6L	●	○	●	○			LATZ	Frontal	N	Z3	45º	AlTiN	17
22A.6L	●	○	●	○			LATZ	Frontal	N	Z4	30º	AlTiN	18
22B.6L	●	○	●	○			LATZ	Frontal	N	Z4	30º	AlTiN	18
22C.6L	○	●			●	●	LATZ	Frontal	N	Z4	35º/38º	AlTiN	19
22H.6L	○	●	○		○		LATZ	Frontal	N	Z4	38º	AlTiN	19
22K.6L	●	○	●	○			LATZ	Frontal	N	Z4	45º	AlTiN	20
22J.6L	○	●	○		○		LATZ	Frontal	NR	Z4	35º	AlTiN	20
22F.6L	●	○	●	○			LATZ	Frontal	NR	Z4	30º	AlTiN	21
22G.6L	●	○	●	○			LATZ	Frontal	NR	Z4	30º	AlTiN	21
22L.6L	●	○	●	○			LATZ	Frontal	NR	Z4	45º	AlTiN	22
22M.6L	●	○	●	○			LATZ	Frontal	NR-F	Z4	30º	AlTiN	22
22N.6L	○	●			●		LATZ	Frontal	N	Z4	35º/38º	AlTiN	23
22D.6L	●	○	●	○			LATZ	Frontal	N	Z6	45º	AlTiN	23
22E.6L	●	○	●	○			LATZ	Frontal	N	Z6	45º	AlTiN	24
230.6L	●	○	●	○			LATZ	Ball nosed	N	Z2	30º	AlTiN	24
231.6L	●	○	●	○			LATZ	Ball nosed	N	Z2	30º	AlTiN	25
232.60				●			LATZ	Ball nosed	N	Z2	35º	-	25
235.6L	●	○	●	○			LATZ	Ball nosed	N	Z4	30º	AlTiN	26
233.6L	●	○	●	○			LATZ	Ball nosed	N	Z4	30º	AlTiN	27

Cylindrical HSSCO and HSSE-PM end mills

FAMILY	P	M	K	N	S	H	NORM	MATERIAL	TYPE	Z	HELIX	COATING	PAGE
250.40				●			LATZ	HSSCo 5%	W	Z1	30º		27
251.40				●			DIN 844L	HSSCo 5%	W	Z1	30º		28
252.80	●		●				DIN 844K	HSSCo 8%	NR-F	Z3	35º		28

P	STEEL	M	STAINLESS STEEL	K	CAST IRON	N	NON-FERROUS METALS	S	TITAN & SPECIAL ALLOYS	H	HARDENED STEEL

FAMILY	P	M	K	N	S	H	NORM	MATERIAL	TYPE	Z	HELIX	COATING	PAGE
252.83	●		●				DIN 844K	HSSCo 8%	NR-F	Z3	35º	TiAlN	29
253.83	●		●				DIN 844L	HSSCo 8%	NR-F	Z3	35º	TiAlN	29
259.80	●	●		●			LATZ	HSSCo 8%	N	Z6-Z8	30º		30
25A.7L	●	●	●		●		DIN 844K	HSSE-PM	N	Z3	30º	AlTiN	30
25G.7L	●	●	●		●		DIN 844L	HSSE-PM	N	Z4-Z6	30º	AlTiN	31
25H.7L	●	●	●				DIN 844K	HSSE-PM	NR	Z4-Z6	30º	AlTiN	31
25H.80	●	●	●				DIN 844K	HSSCo 8%	NR	Z4-Z6	30º		32
25H.83	●	●	●				DIN 844K	HSSCo 8%	NR	Z4-Z6	30º	TiAlN	32
25I.7L	●	●	●				DIN 844L	HSSE-PM	NR	Z4-Z6	30º	AlTiN	33
25I.80	●	●	●				DIN 844L	HSSCo 8%	NR	Z4-Z6	30º		33
25I.83	●	●	●				DIN 844L	HSSCo 8%	NR	Z4-Z6	30º	TiAlN	34
25J.80	●	●		●			LATZ	HSSCo 8%	NR	Z6-Z8	30º		34
25R.80	●	●	●				DIN 844K	HSSCo 8%	NR-F	Z4-Z6	30º		35
260.80	●						DIN 844K	HSSCo 8%	N	Z4-Z6	40º		35
260.83	●						DIN 844K	HSSCo 8%	N	Z4-Z6	40º	TiAlN	36
261.80	●	●	●		●		DIN 844K	HSSCo 8%	N	Z3	40º		36
261.83	●	●	●		●		DIN 844K	HSSCo 8%	N	Z3	40º	TiAlN	37
264.80	●		●		●		DIN 844K	HSSCo 8%	N	Z3-Z6	40º		37
264.83	●		●		●		DIN 844K	HSSCo 8%	N	Z3-Z6	40º	TiAlN	38
269.80	●		●		●		DIN 844L	HSSCo 8%	N	Z4-Z6	40º		39
269.83	●		●		●		DIN 844L	HSSCo 8%	N	Z4-Z6	40º	TiAlN	39
26C.80	●	●	●				LATZ	HSSCo 8%	N	Z3	30º		40
26D.80	●	●	●				LATZ	HSSCo 8%	N	Z3	30º		40
26E.7L	●	●	●				DIN 327K	HSSE-PM	N	Z2	25º	AlTiN	41
26G.80	●	●	●				DIN 327K	HSSCo 8%	N	Z2	25º		42
26G.83	●	●	●				DIN 327K	HSSCo 8%	N	Z2	25º	TiAlN	43
26I.80	●	●	●				DIN 327L	HSSCo 8%	N	Z2	25º		44
26I.83	●	●	●				DIN 327L	HSSCo 8%	N	Z2	25º	TiAlN	44
26N.80	●	●	●	●	●		DIN 844L	HSSCo 8%	N	Z3	30º		45
26N.83	●	●	●	●	●		DIN 844L	HSSCo 8%	N	Z3	30º	TiAlN	46
26R.80	●			●			DIN 844K	HSSCo 8%	W	Z2	40º		46
26T.80	●			●			DIN 844L	HSSCo 8%	W	Z2	40º		47



● RECOMMENDED ○ ALTERNATIVE

LATZ

Taper shank HSSCO end mills

FAMILY	P	M	K	N	S	H	NORM	MATERIAL	TYPE	Z	HELIX	PAGE
27A.80	●	●	●				DIN 845B	HSSCo 8%	NR	Z4-Z8	30º	51
27B.80	●	●	●				DIN 845B	HSSCo 8%	NR	Z4-Z8	30º	52
27C.40	●	●					DIN 326	HSSCo 5%	N	Z2	25º	52
27G.40	●	●	●		●		DIN 845	HSSCo 5%	N	Z4-Z8	35º	53
27J.80	●				●		DIN 845B	HSSCo 8%	H	Z4-Z6	35º	53

Cylindrical HSSCO8% and HSSE-PM mills

FAMILY	P	M	K	N	S	H	NORM	MATERIAL	TYPE	Z	HELIX	RCOATING	PAGE
27M.7L	●		●				DIN 1889	HSSE-PM	N	Z2	25º	AlTiN	54
27N.80	●	●	●		●		DIN 1889	HSSCo 8%	N	Z2	25º		54
27P.80	●	●	●		●		DIN 1889	HSSCo 8%	N	Z2	25º		55

Slot mills HSSCO5%

FAMILY	P	M	K	N	S	H	NORM	FORM	TYPE	Z	HELIX	PAGE
26Z.40	●				●		DIN 851	"T" slot	N	Z6-Z10	10º	48
271.40	●				●		DIN 850	Woodruff	N	Z6-Z12	10º	48
274.40	●				●		DIN 1833A	Angular	N	Z10-Z12	0º	49
276.40	●				●		DIN 1833B	Angular	N	Z10	0º	50
278.40	●				●		DIN 6518	Corner rounding	N	Z4-Z6	0º	50
28A.40	●		●	●			DIN 885A	3 flutes	N	Z12-Z24	10º	57
28E.40	●		●	●			DIN 885B	3 flutes	H	Z16-Z32	0º	58
28R.40	●		●				DIN 3972	Gear cutting	N	Z16-Z32	0º	60

Semicircular angular cutter

FAMILY	P	M	K	N	S	H	NORM	MATERIAL	FORM	TYPE	CutS	HELIX	PAGE
28P.40	●	●	●	●	●		DIN 842	HSSCo 5%	Angular	N	Z14-Z20	0º	59
28Q.40	●	●	●	●	●		DIN 847	HSSCo 5%	Angular	N	Z16-Z20	0º	59

Cylindrical shell mills

FAMILY	P	M	K	N	S	H	NORM	MATERIAL	TYPE	Z	HELIX	PAGE	
27T.40	●	●	●				DIN 1880	HSSCo 5%	NR	Z8-Z12	30º	55	
282.80	●	●	●				DIN 1880	HSSCo 8%	N	Z8-Z16	30º	56	
286.40	●	●	●				DIN 884	HSSCo 5%	N	Z8-Z10	30º	56	

Rotary burs cylindrical shank

FAMILY	MATERIAL	NORM	FORM	TYPE	COATING	PAGE	
200.60	MD	LATZ	Cylindrical shape without end cut	A, ZYA, SA		61	
200.63	MD	LATZ	Cylindrical shape without end cut	A, ZYA, SA	TiAlN	62	
201.60	MD	LATZ	Cylindrical shape with end cut	B, ZYAS, SB		62	
201.63	MD	LATZ	Cylindrical shape with end cut	B, ZYAS, SB	TiAlN	63	
202.60	MD	LATZ	Ball nosed	C, WRC, SC		64	
202.63	MD	LATZ	Ball nosed	C, WRC, SC	TiAlN	65	
203.60	MD	LATZ	Spherical	D, KUD, SD		65	
203.63	MD	LATZ	Spherical	D, KUD, SD	TiAlN	66	
204.60	MD	LATZ	Oval	E, TRE, SE		67	
205.60	MD	LATZ	Ball nose tree	F, RBF, SF		68	
205.63	MD	LATZ	Ball nose tree	F, RBF, SF	TiAlN	69	
206.60	MD	LATZ	Pointed tree	G, SPG, SG		69	
206.63	MD	LATZ	Pointed tree	G, SPG, SG	TiAlN	70	
207.60	MD	LATZ	Flame	H, SH		71	
207.63	MD	LATZ	Flame	H, SH	TiAlN	71	
208.60	MD	LATZ	Conic 60º	J, KSJ, SJ		72	
209.60	MD	LATZ	Conic 90º	K, KSK, SK		72	
210.60	MD	LATZ	Conic shape	L, KEL, SL		73	
210.63	MD	LATZ	Conic shape	L, KEL, SL	TiAlN	74	
211.60	MD	LATZ	Pointed conic shape	M, SKM, SM		74	
212.60	MD	LATZ	Inverted cone	N, WKN, SN		75	

● RECOMMENDED ○ ALTERNATIVE

HSSCO and HSSE-PM end mills

	Family	250.40	251.40	252.80	252.83	253.83	259.80	25A.7L	25G.7L
	Material	HSSCo 5%	HSSCo 5%	HSSCo 8%	HSSCo 8%	HSSCo 8%	HSSCo 8%	HSSE-PM	HSSE-PM
	Coating				TiAlN	TiAlN		AlTiN	AlTiN
	Norm	LATZ	DIN 844L	DIN 844K	DIN 844K	DIN 844L	LATZ	DIN 844K	DIN 844L
	Type	W	W	NR-F	NR-F	NR-F	N	N	N
	Z	Z1	Z1	Z3	Z3	Z3	Z6-Z8	Z3	Z4-Z6
	Helix	30º	30º	35º	35º	35º	30º	30º	30º
	Action	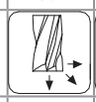	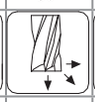	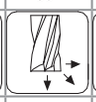	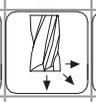	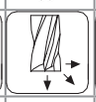	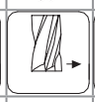	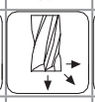	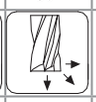
	Page	27	28	28	29	29	30	30	31
P	P.1 - Soft Steels easy to machine. < 800 N/mm²			●	●	●	●		
P	P.2 - Unalloyed and construction steels.< 800 N/mm²			●	●	●	●	●	●
P	P.3 - Hardened and tempered unalloyed steel < 850 N/mm²			●	●	●	●	●	●
P	P.4 - Case hardening steel, unalloyed < 800 N/mm²			●	●	●	●	●	●
P	P.5 - Hardened and tempered alloyed steel . < 800 N/mm²			●	●	●	●	●	●
P	P.6 - Hardened and tempered unalloyed steel < 1.000 N/mm²			●	●	●	●	●	●
P	P.7 - Cast steel. < 850 N/mm²			●	●	●	●	●	●
P	P.8 - Case hardening steel, alloyed < 1.000 N/mm²			●	●	●	●	●	●
P	P.9 - Nitriding steel. < 1.000 N/mm²			●	●	●	●	●	●
P	P.10 - Bearing steel < 1.200 N/mm²			●	●	●	●	●	●
P	P.11 - Hardened and tempered alloyed steel < 1.300 N/mm²								
P	P.12 - High speed steel < 1.300 N/mm²								
P	P.13 - Tool steels < 1.300 N/mm²			●	●	●		●	●
P	P.14 - Spring steels < 1.200 N/mm²								
P	P.15 - Nitriding steel. < 1.200 N/mm²								
M	M.1 - Austenitic sulphured stainless steels < 850 N/mm²								
M	M.2 - Ferritic stainless steel < 850 N/mm²						●	●	●
M	M.3 - Ferritic / martensitic stainless steel< 850 N/mm²						●	●	●
M	M.4 - Martensitic stainless steel < 850 N/mm²						●	●	●
M	M.5 - Austenitic stainless steel< 850 N/mm²						●	●	●
M	M.6 - Ferritic / martensitic stainless steel < 1.100 N/mm²								
M	M.7 - Austenitic ferritic stainless steel < 850 N/mm²								
M	M.8 - Refractory steel < 1.100 N/mm²								
K	K.1 - Grey cast iron. < 250 HB			●	●	●		●	●
K	K.2 - Grey cast iron < 350 HB								
K	K.3 - Spheroidal and malleable cast iron< 350 HB								
N	N.1 - Pure aluminium and aluminium alloys . < 500 N/mm²								
N	N.2 - AlSi cast alloys<12% Si. < 400 N/mm²	●	●						
N	N.3 - AlSi cast alloys >12% Si. < 400 N/mm²								
N	N.4 - Magnesium alloys.< 850 N/mm²								
N	N.5 - Pure copper. < 350 N/mm²						●		
N	N.6 - Special copper alloys, short chipping. < 850 N/mm²						●		
N	N.7 - Special copper alloys, long chipping. < 850 N/mm²						●		
N	N.8 - Weak copper < 600 N/mm²						●		
N	N.9 - Tough copper. < 600 N/mm²						●		
N	N.10 - Thermoplastics								
N	N.11 - Duroplastics.								
S	S.1 - Super nickel alloys. < 900 N/mm²							●	●
S	S.2 - Super nickel alloys.. 900÷1.200 N/mm²							●	●
S	S.3 - Super nickel alloys. 900÷1.200 N/mm²							●	●
S	S.4 - Pure titanium and titanium alloys. < 750 N/mm²							●	●
S	S.5 - Pure titanium and titanium alloys.> 750 N/mm²							●	●
H	H1 - Tempered steels. 45-50 HRC								
H	H2- Tempered steels. 50-55 HRC								

	25H.7L	25H.80	25H.83	25I.7L	25I.80	25I.83	25J.80	25R.80	260.80	260.83
	HSSE-PM	HSSCo 8%	HSSCo 8%	HSSE-PM	HSSCo 8%	HSSCo 8%	HSSCo 8%	HSSCo 8%	HSSCo 8%	HSSCo 8%
	AlTiN		TiAlN	AlTiN		TiAlN				TiAlN
	DIN 844K	DIN 844K	DIN 844K	DIN 844L	DIN 844L	DIN 844L	LATZ	DIN 844K	DIN 844K	DIN 844K
	NR	NR	NR	NR	NR	NR	NR	NR-F	N	N
	Z4-Z6	Z4-Z6	Z4-Z6	Z4-Z6	Z4-Z6	Z4-Z6	Z6-Z8	Z4-Z6	Z4-Z6	Z4-Z6
	30º	30º	30º	30º	30º	30º	30º	30º	40º	40º
	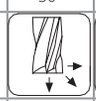	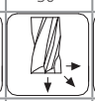	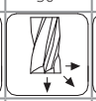	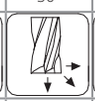	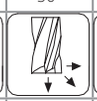	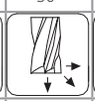	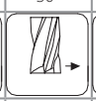	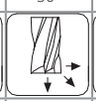	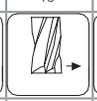	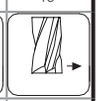
	31	32	32	33	33	34	34	35	35	36
	●	●	●	●	●	●	●	●	●	●
	●	●	●	●	●	●	●	●	●	●
	●	●	●	●	●	●	●	●	●	●
	●	●	●	●	●	●	●	●	●	●
	●	●	●	●	●	●	●	●	●	●
	●	●	●	●	●	●	●	●	●	●
	●	●	●	●	●	●	●	●	●	●
	●	●	●	●	●	●	●	●	●	●
							●		●	●
							●		●	●
								●	●	●
	●	●	●	●	●	●	●	●		
	●	●	●	●	●	●	●	●		
	●	●	●	●	●	●	●	●		
	●	●	●	●	●	●	●	●		
	●	●	●	●	●	●		●		
							●			
							●			
							●			
							●			
							●			

● RECOMMENDED

P	STEEL
M	STAINLESS STEEL
K	CAST IRON
N	NON-FERROUS METALS
S	TITAN & SPECIAL ALLOYS
H	HARDENED STEEL

LATZ

HSSCO and HSSE-PM end mills

	Family	261.80	261.83	264.80	264.83	269.80	269.83	26C.80	26D.80
	Material	HSSCo 8%	HSSCo 8%	HSSCo 8%	HSSCo 8%	HSSCo 8%	HSSCo 8%	HSSCo 8%	HSSCo 8%
	Coating		TiAlN		TiAlN		TiAlN		
	Norm	DIN 844K	DIN 844K	DIN 844K	DIN 844K	DIN 844L	DIN 844L	LATZ	LATZ
	Type	N	N	N	N	N	N	N	N
	Z	Z3	Z3	Z3-Z6	Z3-Z6	Z4-Z6	Z4-Z6	Z3	Z3
	Helix	40º	40º	40º	40º	40º	40º	30º	30º
	Action	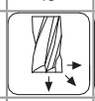	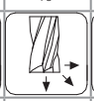	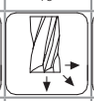	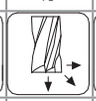	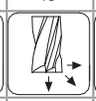	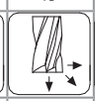	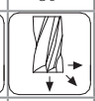	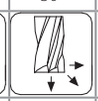
	Page	36	37	37	38	39	39	40	40
P	P.1 - Soft Steels easy to machine. < 800 N/mm²			●	●	●	●	●	●
	P.2 - Unalloyed and construction steels.< 800 N/mm²	●	●	●	●	●	●	●	●
	P.3 - Hardened and tempered unalloyed steel < 850 N/mm²	●	●	●	●	●	●	●	●
	P.4 - Case hardening steel, unalloyed < 800 N/mm²	●	●	●	●	●	●	●	●
	P.5 - Hardened and tempered alloyed steel . < 800 N/mm²	●	●	●	●	●	●	●	●
	P.6 - Hardened and tempered unalloyed steel < 1.000 N/mm²	●	●	●	●	●	●	●	●
	P.7 - Cast steel. < 850 N/mm²	●	●	●	●	●	●	●	●
	P.8 - Case hardening steel, alloyed < 1.000 N/mm²	●	●	●	●	●	●	●	●
	P.9 - Nitriding steel. < 1.000 N/mm²	●	●	●	●	●	●	●	●
	P.10 - Bearing steel < 1.200 N/mm²	●	●	●	●	●	●	●	●
	P.11 - Hardened and tempered alloyed steel < 1.300 N/mm²							●	●
	P.12 - High speed steel < 1.300 N/mm²								
	P.13 - Tool steels < 1.300 N/mm²	●	●	●	●	●	●	●	●
	P.14 - Spring steels < 1.200 N/mm²							●	●
	P.15 - Nitriding steel. < 1.200 N/mm²							●	●
M	M.1 - Austenitic sulphured stainless steels < 850 N/mm²								
	M.2 - Ferritic stainless steel < 850 N/mm²	●	●					●	●
	M.3 - Ferritic / martensitic stainless steel< 850 N/mm²	●	●					●	●
	M.4 - Martensitic stainless steel < 850 N/mm²	●	●					●	●
	M.5 - Austenitic stainless steel< 850 N/mm²	●	●					●	●
	M.6 - Ferritic / martensitic stainless steel < 1.100 N/mm²								
	M.7 - Austenitic ferritic stainless steel < 850 N/mm²								
	M.8 - Refractory steel < 1.100 N/mm²								
K	K.1 - Grey cast iron. < 250 HB	●	●	●	●	●	●	●	●
	K.2 - Grey cast iron < 350 HB							●	●
	K.3 - Spheroidal and malleable cast iron< 350 HB							●	●
N	N.1 - Pure aluminium and aluminium alloys . < 500 N/mm²								
	N.2 - AlSi cast alloys<12% Si. < 400 N/mm²								
	N.3 - AlSi cast alloys >12% Si. < 400 N/mm²								
	N.4 - Magnesium alloys.< 850 N/mm²								
	N.5 - Pure copper. < 350 N/mm²								
	N.6 - Special copper alloys, short chipping. < 850 N/mm²								
	N.7 - Special copper alloys, long chipping. < 850 N/mm²								
	N.8 - Weak copper < 600 N/mm²								
	N.9 - Tough copper. < 600 N/mm²								
	N.10 - Thermoplastics								
	N.11 - Duroplastics.								
S	S.1 - Super nickel alloys. < 900 N/mm²	●	●	●	●	●	●		
	S.2 - Super nickel alloys.. 900÷1.200 N/mm²	●	●	●	●	●	●		
	S.3 - Super nickel alloys. 900÷1.200 N/mm²	●	●	●	●	●	●		
	S.4 - Pure titanium and titanium alloys. < 750 N/mm²	●	●						
	S.5 - Pure titanium and titanium alloys.> 750 N/mm²	●	●						
H	H1 - Tempered steels. 45-50 HRC								
	H2- Tempered steels. 50-55 HRC								

Tool selector for materials

	26E.7L	26G.80	26G.83	26I.80	26I.83	26N.80	26N.83	26R.80	26T.80
	HSSE-PM	HSSCo 8%	HSSCo 8%	HSSCo 8%	HSSCo 8%	HSSCo 8%	HSSCo 8%	HSSCo 8%	HSSCo 8%
	AlTiN		TiAlN		TiAlN		TiAlN		
	DIN 327K	DIN 327K	DIN 327K	DIN 327L	DIN 327L	DIN 844L	DIN 844L	DIN 844K	DIN 844L
	N	N	N	N	N	N	N	W	W
	Z2	Z2	Z2	Z2	Z2	Z3	Z3	Z2	Z2
	25°	25°	25°	25°	25°	30°	30°	40°	40°
	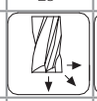	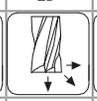	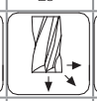	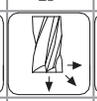	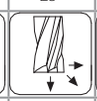	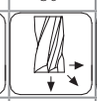	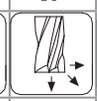	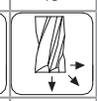	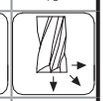
	41	42	43	44	44	45	46	46	47
	●	●	●	●	●	●	●	●	●
	●	●	●	●	●	●	●		
	●	●	●	●	●	●	●		
	●	●	●	●	●	●	●		
	●	●	●	●	●	●	●		
	●	●	●	●	●	●	●		
	●	●	●	●	●	●	●		
	●	●	●	●	●	●	●		
	●	●	●	●	●	●	●		
	●	●	●	●	●	●	●		
	●								
	●	●	●	●	●				
	●								
	●								
	●	●	●	●	●	●	●		
	●	●	●	●	●	●	●		
	●	●	●	●	●	●	●		
	●	●	●	●	●	●	●		
	●	●	●	●	●	●	●		
	●	●	●	●	●	●	●		
	●	●	●	●	●	●	●		
						●	●	●	●
						●	●		
						●	●		

● RECOMMENDED

P	STEEL
M	STAINLESS STEEL
K	CAST IRON
N	NON-FERROUS METALS
S	TITAN & SPECIAL ALLOYS
H	HARDENED STEEL

HSSCO and HSSE-PM end mills

	Family	27A.80	27B.80	27C.40	27G.40	27J.80	27M.7L	27N.80	27P.80	26Z.40
	Material	HSSCo 8%	HSSCo 8%	HSSCo 5%	HSSCo 5%	HSSCo 8%	HSSE-PM	HSSCo 8%	HSSCo 8%	HSSCo 5%
	Coating						AlTiN			
	Norm	DIN 845B	DIN 845B	DIN 326	DIN 845	DIN 845B	DIN 1889	DIN 1889	DIN 1889	DIN 851
	Type	NR	NR	N	N	H	N	N	N	N
	Z	Z4-Z8	Z4-Z8	Z2	Z4-Z8	Z4-Z6	Z2	Z2	Z2	Z6-Z10
	Helix	30º	30º	25º	35º	35º	25º	25º	25º	10º
	Action	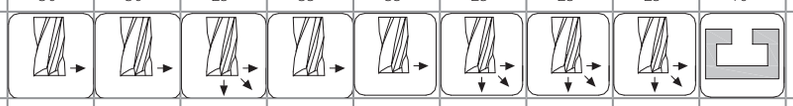								
	Page	51	52	52	53	53	54	54	55	48
P	P.1 - Soft Steels easy to machine. < 800 N/mm²	●	●	●	●		●	●	●	●
	P.2 - Unalloyed and construction steels.< 800 N/mm²	●	●	●	●		●	●	●	●
	P.3 - Hardened and tempered unalloyed steel < 850 N/mm²	●	●	●	●		●	●	●	●
	P.4 - Case hardening steel, unalloyed < 800 N/mm²	●	●	●	●		●	●	●	●
	P.5 - Hardened and tempered alloyed steel . < 800 N/mm²	●	●	●	●		●	●	●	
	P.6 - Hardened and tempered unalloyed steel < 1.000 N/mm²	●	●	●	●		●	●	●	
	P.7 - Cast steel. < 850 N/mm²	●	●	●	●		●	●	●	
	P.8 - Case hardening steel, alloyed < 1.000 N/mm²	●	●	●	●		●	●	●	
	P.9 - Nitriding steel. < 1.000 N/mm²			●	●			●	●	●
	P.10 - Bearing steel < 1.200 N/mm²			●	●			●	●	●
	P.11 - Hardened and tempered alloyed steel < 1.300 N/mm²				●	●		●	●	
	P.12 - High speed steel < 1.300 N/mm²									
	P.13 - Tool steels < 1.300 N/mm²				●			●	●	
	P.14 - Spring steels < 1.200 N/mm²				●	●		●	●	
	P.15 - Nitriding steel. < 1.200 N/mm²				●	●		●	●	
M	M.1 - Austenitic sulphured stainless steels < 850 N/mm²									
	M.2 - Ferritic stainless steel < 850 N/mm²	●	●	●	●			●	●	
	M.3 - Ferritic / martensitic stainless steel< 850 N/mm²	●	●	●	●			●	●	
	M.4 - Martensitic stainless steel < 850 N/mm²	●	●	●	●			●	●	
	M.5 - Austenitic stainless steel< 850 N/mm²	●	●	●	●			●	●	
	M.6 - Ferritic / martensitic stainless steel < 1.100 N/mm²									
	M.7 - Austenitic ferritic stainless steel < 850 N/mm²									
	M.8 - Refractory steel < 1.100 N/mm²									
K	K.1 - Grey cast iron. < 250 HB	●	●				●			
	K.2 - Grey cast iron < 350 HB				●			●	●	
	K.3 - Spheroidal and malleable cast iron< 350 HB				●			●	●	
N	N.1 - Pure aluminium and aluminium alloys . < 500 N/mm²									
	N.2 - AlSi cast alloys<12% Si. < 400 N/mm²									
	N.3 - AlSi cast alloys >12% Si. < 400 N/mm²									
	N.4 - Magnesium alloys.< 850 N/mm²									
	N.5 - Pure copper. < 350 N/mm²									
	N.6 - Special copper alloys, short chipping. < 850 N/mm²									
	N.7 - Special copper alloys, long chipping. < 850 N/mm²									
	N.8 - Weak copper < 600 N/mm²									
	N.9 - Tough copper. < 600 N/mm²									
	N.10 - Thermoplastics									
	N.11 - Duroplastics.									
S	S.1 - Super nickel alloys. < 900 N/mm²				●	●		●	●	
	S.2 - Super nickel alloys.. 900÷1.200 N/mm²				●	●		●	●	
	S.3 - Super nickel alloys. 900÷1.200 N/mm²				●	●		●	●	
	S.4 - Pure titanium and titanium alloys. < 750 N/mm²					●				●
	S.5 - Pure titanium and titanium alloys.> 750 N/mm²					●				●
H	H1 - Tempered steels. 45-50 HRC									
	H2- Tempered steels. 50-55 HRC									

Tool selector for materials

	271.40	274.40	276.40	278.40	28A.40	28E.40	28R.40	28P.40	28Q.40	27T.40	282.80	286.40
	HSSCo 5%	HSSCo 5%	HSSCo 5%	HSSCo 8%	HSSCo 5%	HSSCo 5%	HSSCo 5%	HSSCo 5%	HSSCo 5%	HSSCo 5%	HSSCo 8%	HSSCo 5%
	DIN 850	DIN 1833A	DIN 1833B	DIN 6518	DIN 885A	DIN 885B	DIN 3972	DIN 842	DIN 847	DIN 1880	DIN 1880	DIN 884
	N	N	N	N	N	H	N	N	N	NR	N	N
	Z6-Z12	Z10-Z12	Z10	Z4-Z6	Z12-Z24	Z16-Z32	Z16-Z32	Z14-Z20	Z16-Z20	Z6-Z10	Z8-Z16	Z8-Z10
	10º	0º	0º	0º	10º	0º	0º	0º	0º	30º	30º	30º
	48	49	50	50	57	58	60	59	59	55	56	56
	●	●	●	●	●	●	●	●	●	●	●	●
	●	●	●	●	●	●	●			●	●	●
	●	●	●	●	●	●	●			●	●	●
	●	●	●	●	●	●	●			●	●	●
						●		●	●	●	●	●
						●		●	●	●	●	●
						●		●	●	●	●	●
						●		●	●	●	●	●
	●	●	●	●				●	●		●	●
	●	●	●	●				●	●		●	●
								●	●			
						●					●	●
								●	●			
								●	●			
								●	●	●	●	●
								●	●	●	●	●
								●	●	●	●	●
								●	●	●	●	●
					●	●	●	●	●			
						●	●	●	●	●	●	●
						●	●	●	●	●	●	●
					●							
					●	●		●	●			
					●	●		●	●			
					●	●		●	●			
					●	●		●	●			
					●	●		●	●			
	●	●	●	●				●	●			
	●	●	●	●				●	●			

● RECOMMENDED

P	STEEL
M	STAINLESS STEEL
K	CAST IRON
N	NON-FERROUS METALS
S	TITAN & SPECIAL ALLOYS
H	HARDENED STEEL

LATZ

Solid carbide end mills

	Family	220.6L	221.6L	222.60	226.6L	227.6L	228.60	229.60	225.6L	22A.6L	22B.6L
	Material	HM	HM	HM	HM	HM	HM	HM	HM	HM	HM
	Coating	AlTiN	AlTiN	-	AlTiN	AlTiN	-	-	AlTiN	AlTiN	AlTiN
	Type	N	N	N	N	N	N	NR	N	N	N
	Z	Z2	Z2	Z2	Z3	Z3	Z3	Z3	Z3	Z4	Z4
	Angle	30º	30º	45º	30º	30º	45º	35º	45º	30º	30º
	Action	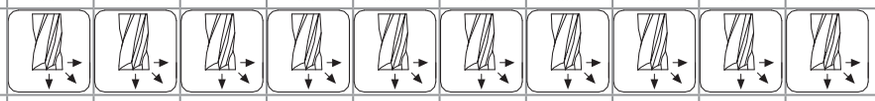									
	Page	14	14	15	15	16	16	17	17	18	18
P	P.1 - Soft Steels easy to machine. < 800 N/mm²	●	●		●	●			●	●	●
	P.2 - Unalloyed and construction steels.< 800 N/mm²	●	●		●	●			●	●	●
	P.3 - Hardened and tempered unalloyed steel < 850 N/mm²	●	●		●	●			●	●	●
	P.4 - Case hardening steel, unalloyed < 800 N/mm²	●	●		●	●			●	●	●
	P.5 - Hardened and tempered alloyed steel . < 800 N/mm²	●	●		●	●			●	●	●
	P.6 - Hardened and tempered unalloyed steel < 1.000 N/mm²	●	●		●	●			●	●	●
	P.7 - Cast steel. < 850 N/mm²	●	●		●	●			●	●	●
	P.8 - Case hardening steel, alloyed < 1.000 N/mm²	●	●		●	●			●	●	●
	P.9 - Nitriding steel. < 1.000 N/mm²	●	●		●	●			●	●	●
	P.10 - Bearing steel < 1.200 N/mm²	●	●		●	●			●	●	●
	P.11 - Hardened and tempered alloyed steel < 1.300 N/mm²	●	●		●	●			●	●	●
	P.12 - High speed steel < 1.300 N/mm²	●	●		●	●			●	●	●
	P.13 - Tool steels < 1.300 N/mm²	●	●		●	●			●	●	●
	P.14 - Spring steels < 1.200 N/mm²	●	●		●	●			●	●	●
	P.15 - Nitriding steel. < 1.200 N/mm²	●	●		●	●			●	●	●
M	M.1 - Austenitic sulphured stainless steels < 850 N/mm²	○	○		○	○			○	○	○
	M.2 - Ferritic stainless steel < 850 N/mm²	○	○		○	○			○	○	○
	M.3 - Ferritic / martensitic stainless steel< 850 N/mm²	○	○		○	○			○	○	○
	M.4 - Martensitic stainless steel < 850 N/mm²	○	○		○	○			○	○	○
	M.5 - Austenitic stainless steel< 850 N/mm²	○	○		○	○			○	○	○
	M.6 - Ferritic / martensitic stainless steel < 1.100 N/mm²	○	○		○	○			○	○	○
	M.7 - Austenitic ferritic stainless steel < 850 N/mm²	○	○		○	○			○	○	○
	M.8 - Refractory steel < 1.100 N/mm²	○	○		○	○			○	○	○
K	K.1 - Grey cast iron. < 250 HB	●	●		●	●			●	●	●
	K.2 - Grey cast iron < 350 HB	●	●		●	●			●	●	●
	K.3 - Spheroidal and malleable cast iron< 350 HB	●	●		●	●			●	●	●
N	N.1 - Pure aluminium and aluminium alloys . < 500 N/mm²	○	○	●	○	○	●	●	○	○	○
	N.2 - AlSi cast alloys<12% Si. < 400 N/mm²	○	○	●	○	○	●	●	○	○	○
	N.3 - AlSi cast alloys >12% Si. < 400 N/mm²	○	○	●	○	○	●	●	○	○	○
	N.4 - Magnesium alloys.< 850 N/mm²										
	N.5 - Pure copper. < 350 N/mm²	○	○	●	○	○	●	●	○	○	○
	N.6 - Special copper alloys, short chipping. < 850 N/mm²	○	○	●	○	○	●	●	○	○	○
	N.7 - Special copper alloys, long chipping. < 850 N/mm²	○	○	●	○	○	●	●	○	○	○
	N.8 - Weak copper < 600 N/mm²	○	○	●	○	○	●	●	○	○	○
	N.9 - Tough copper. < 600 N/mm²	○	○	●	○	○	●	●	○	○	○
	N.10 - Thermoplastics										
	N.11 - Duroplastics.										
S	S.1 - Super nickel alloys. < 900 N/mm²										
	S.2 - Super nickel alloys.. 900÷1.200 N/mm²										
	S.3 - Super nickel alloys. 900÷1.200 N/mm²										
	S.4 - Pure titanium and titanium alloys. < 750 N/mm²										
	S.5 - Pure titanium and titanium alloys.> 750 N/mm²										
H	H1 - Tempered steels. 45-50 HRC										
	H2- Tempered steels. 50-55 HRC										

P STEEL | M STAINLESS STEEL | K CAST IRON | N NON-FERROUS METALS | S TITAN & SPECIAL ALLOYS | H HARDENED STEEL

Tool selector for materials

22C.6L	22H.6L	22K.6L	22J.6L	22F.6L	22G.6L	22L.6L	22M.6L	22N.6L	22D.6L	22E.6L	230.6L	231.6L	232.60	235.6L	233.6L
HM	HM	HM	HM	HM	HM	HM	HM	HM	HM	HM	HM	HM	HM	HM	HM
AlTiN	AlTiN	AlTiN	AlTiN	AlTiN	AlTiN	AlTiN	AlTiN	AlTiN	AlTiN	AlTiN	AlTiN	AlTiN	-	AlTiN	AlTiN
N	N	N	NR	NR	NR	NR	NR-F	N	N	N	N	N	N	N	N
Z4	Z4	Z4	Z4	Z4	Z4	Z4	Z4	Z4	Z6	Z6	Z2	Z2	Z2	Z4	Z4
35º/38º	38º	45º	35º	30º	30º	45º	30º	35º/38º TOR	45º	45º	30º	30º	35º	30º	30º
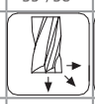	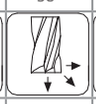	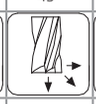	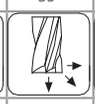	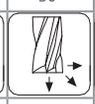	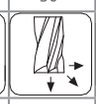	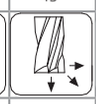	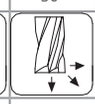	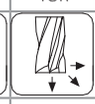	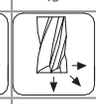	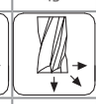	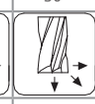	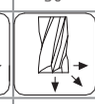	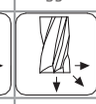	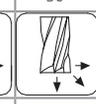	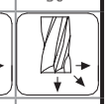
19	19	20	20	21	21	22	22	23	23	24	24	25	25	26	27
	○	●	○	●	●	●	●		●	●	●	●		●	●
	○	●	○	●	●	●	●		●	●	●	●		●	●
	○	●	○	●	●	●	●		●	●	●	●		●	●
	○	●	○	●	●	●	●		●	●	●	●		●	●
	○	●	○	●	●	●	●		●	●	●	●		●	●
	○	●	○	●	●	●	●		●	●	●	●		●	●
	○	●	○	●	●	●	●		●	●	●	●		●	●
	○	●	○	●	●	●	●		●	●	●	●		●	●
	○	●	○	●	●	●	●		●	●	●	●		●	●
	○	●	○	●	●	●	●		●	●	●	●		●	●
	○	●	○	●	●	●	●		●	●	●	●		●	●
	○	●	○	●	●	●	●		●	●	●	●		●	●
	○	●	○	●	●	●	●		●	●	●	●		●	●
	○	●	○	●	●	●	●		●	●	●	●		●	●
●	●	○	●	○	○	○	○	●	○	○	○	○		○	○
●	●	○	●	○	○	○	○	●	○	○	○	○		○	○
●	●	○	●	○	○	○	○	●	○	○	○	○		○	○
●	●	○	●	○	○	○	○	●	○	○	○	○		○	○
●	●	○	●	○	○	○	○	●	○	○	○	○		○	○
●	●	○	●	○	○	○	○	●	○	○	○	○		○	○
●	●	○	●	○	○	○	○	●	○	○	○	○		○	○
●	●	○	●	○	○	○	○	●	○	○	○	○		○	○
		●		●	●	●	●		●	●	●	●		●	●
		●		●	●	●	●		●	●	●	●		●	●
		●		●	●	●	●		●	●	●	●		●	●
		○		○	○	○	○		○	○	○	○	●	○	○
		○		○	○	○	○		○	○	○	○	●	○	○
		○		○	○	○	○		○	○	○	○	●	○	○
		○		○	○	○	○		○	○	○	○	●	○	○
		○		○	○	○	○		○	○	○	○	●	○	○
		○		○	○	○	○		○	○	○	○	●	○	○
		○		○	○	○	○		○	○	○	○	●	○	○
		○		○	○	○	○		○	○	○	○	●	○	○
●								●							
●								●							
●								●							
●								●							
●								●							
●								●							

● RECOMMENDED ○ ALTERNATIVE

LATZ

220.6L
LATZ NORM

Classic series Hard Metal | Z2 Type N | AlTiN Helix 30º

2 Flutes with center cut
End mills with cylindrical shank

Design and technical specifications

Tolerance Ø	+0/-0.02 D<=4, +0/-0.025 D<=12, +0/-0,03 D<=20
Chamfer	0.01X45º D<=4, 0.1X45º D<=12, 0.15X45º D<=20
Finish	AlTiN coated

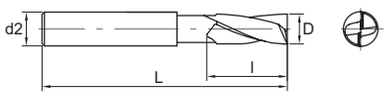

P	M	K	N	S	H
●	○	●	○		

Details and applications

End mills for universal use. For contouring and milling of steels and alloys up to 50 HRC. Cutting conditions on page 92.

Z	D	d2 (h6)	L	l	Code	Price
	mm.	mm.	mm.	mm		€
2	1	3	38	3	A2206L0100300	13,21
2	1,5	3	38	4	A2206L0150300	14,34
2	2	3	38	6	A2206L0200300	13,21
2	2,5	3	38	8	A2206L0250300	14,34
2	3	3	38	8	A2206L0300300	13,21
2	3,5	4	45	10	A2206L0350400	20,38
2	4	4	45	11	A2206L0400400	18,48
2	4,5	6	50	10	A2206L0450600	28,75
2	5	6	50	13	A2206L0500600	21,12
2	6	6	50	16	A2206L0600600	21,12

Z	D	d2 (h6)	L	l	Code	Price
	mm.	mm.	mm.	mm		€
2	7	8	60	20	A2206L0700800	39,81
2	8	8	60	20	A2206L0800800	42,25
2	9	10	75	22	A2206L0901000	73,05
2	10	10	75	25	A2206L1001000	63,37
2	12	12	75	30	A2206L1201200	95,05
2	14	14	75	32	A2206L1401400	105,62
2	16	16	100	45	A2206L1601600	211,23
2	18	18	100	45	A2206L1801800	333,21
2	20	20	100	45	A2206L2002000	290,44
2	25	25	20	50	A2206L2502500	669,85

221.6L
LATZ NORM

Classic series Hard Metal | Z2 Type N | AlTiN Helix 30º

2 Flutes with center cut. Extra length series
End mills with cylindrical shank

Design and technical specifications

Tolerance Ø	+0/-0.02 D<=4, +0/-0.025 D<=12, +0/-0,03 D<=20
Chamfer	0.01X45º D<=4, 0.1X45º D<=12, 0.15X45º D<=20
Finish	AlTiN coated

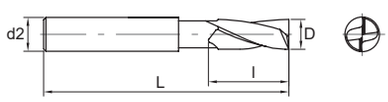

P	M	K	N	S	H
●	○	●	○		

Details and applications

End mills for universal use. For contouring and milling of steels and alloys up to 50 HRC. Cutting conditions on page 92.

Z	D	d2 (h6)	L	l	Code	Price
	mm.	mm.	mm.	mm		€
2	3	3	75	15	A2216L0300300	35,65
2	4	4	75	20	A2216L0400400	35,65
2	5	5	75	25	A2216L0500500	47,54
2	6	6	75	30	A2216L0600600	47,54
2	8	8	100	40	A2216L0800800	71,29
2	10	10	100	40	A2216L1001000	100,99

Z	D	d2 (h6)	L	l	Code	Price
	mm.	mm.	mm.	mm		€
2	12	12	100	50	A2216L1201200	136,63
2	14	14	150	50	A2216L1401400	225,75
2	16	16	150	60	A2216L1601600	297,04
2	18	18	150	70	A2216L1801800	356,45
2	20	20	160	70	A2216L2002000	421,79
2	25	25	60	75	A2216L2502500	818,82

222.60 LATZ NORM

Classic series Hard Metal | Z2 Type N | Helix 45º

Design and technical specifications

Tolerance Ø	+0/-0.02 D<=4, +0/-0.025 D<=12, +0/-0,03 D<=20, +0/-0.035 D>20
Chamfer	No chamfer
Finish	No surface treatment, bright finish

2 Flutes with center cut. Alu Extra length series

End mills with cylindrical shank

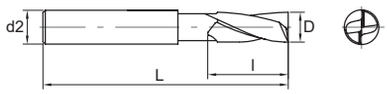

P	M	K	N	S	H
			●		

Details and applications

End mills for universal use. For contouring, slotting and milling of aluminium alloys and non ferrous materials. Cutting conditions on page 92.

Z	D	d2 (h6)	L	l	Code	Price
	mm.	mm.	mm.	mm		€
2	3	3	50	10	A222600300300	27,48
2	4	4	50	10	A222600400400	27,95
2	5	6	50	13	A222600500600	43,00
2	6	6	50	15	A222600600600	43,96
2	8	8	60	20	A222600800800	49,92
2	10	10	75	25	A222601001000	82,89

Z	D	d2 (h6)	L	l	Code	Price
	mm.	mm.	mm.	mm		€
2	12	12	75	30	A222601201200	109,65
2	14	14	75	32	A222601401400	206,16
2	16	16	100	36	A222601601600	237,46
2	20	20	100	45	A222602002000	338,98

226.6L LATZ NORM

Classic series Hard Metal | Z3 Type N | AlTiN Helix 30º

Design and technical specifications

Tolerance Ø	+0/-0.02 D<=4, +0/-0.025 D<=12, +0/-0,03 D<=20, +0/-0.035 D>20
Chamfer	0.01X45º D<=4, 0.1X45º D<=12, 0.15X45º D<=20
Finish	AlTiN coated

3 Flutes with center cut

End mills with cylindrical shank

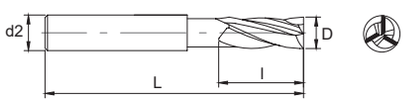

P	M	K	N	S	H
●	○	●	○		

Details and applications

End mills for universal use. For contouring and milling of steels and alloys up to 50 HRC. Cutting conditions on page 92.

Z	D	d2 (h6)	L	l	Code	Price
	mm.	mm.	mm.	mm		€
3	1	3	38	3	A2266L0100300	13,21
3	1,5	3	38	4	A2266L0150300	14,34
3	2	3	38	6	A2266L0200300	13,21
3	2,5	3	38	8	A2266L0250300	14,34
3	3	3	38	8	A2266L0300300	13,21
3	3,5	4	45	10	A2266L0350400	20,38
3	4	4	45	11	A2266L0400400	18,48
3	4,5	6	50	11	A2266L0450600	28,75
3	5	6	50	13	A2266L0500600	21,12
3	6	6	50	16	A2266L0600600	21,12
3	7	8	60	20	A2266L0700800	39,81
3	8	8	60	20	A2266L0800800	42,25

Z	D	d2 (h6)	L	l	Code	Price
	mm.	mm.	mm.	mm		€
3	9	10	75	22	A2266L0901000	73,05
3	10	10	75	25	A2266L1001000	63,37
3	11	12	75	26	A2266L1101200	99,41
3	12	12	75	30	A2266L1201200	95,05
3	14	14	75	32	A2266L1401400	105,62
3	16	16	100	45	A2266L1601600	211,23
3	18	18	100	45	A2266L1801600	312,75
3	20	20	100	45	A2266L2002000	290,44
3	25	25	120	50	A2266L2502500	669,85

227.6L
LATZ NORM

Classic series Hard Metal | Z3 Type N | AlTiN Helix 30º

3 Flutes with center cut. Extra length series

End mills with cylindrical shank

Design and technical specifications

Tolerance Ø	+0/-0.02 D<=4, +0/-0.025 D<=12, +0/-0,03 D<=20
Chamfer	0.01X45º D<=4, 0.1X45º D<=12, 0.15X45º D<=20
Finish	AlTiN coated

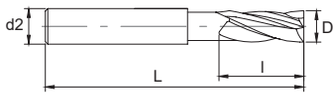

P	M	K	N	S	H
●	○	●	○		

Details and applications

End mills for universal use. For contouring and milling of steels and alloys up to 50 HRC. Cutting conditions on page 92.

Z	D	d2 (h6)	L	l	Code	Price
	mm.	mm.	mm.	mm		€
3	3	3	75	15	A2276L0300300	35,65
3	4	4	75	20	A2276L0400400	35,65
3	5	5	75	25	A2276L0500500	47,54
3	6	6	75	30	A2276L0600600	47,54
3	8	8	100	40	A2276L0800800	71,29
3	10	10	100	40	A2276L1001000	100,99

Z	D	d2 (h6)	L	l	Code	Price
	mm.	mm.	mm.	mm		€
3	12	12	100	50	A2276L1201200	136,63
3	14	14	150	50	A2276L1401400	225,75
3	16	16	150	60	A2276L1601600	297,04
3	18	18	150	70	A2276L1801800	356,45
3	20	20	160	70	A2276L2002000	421,79

228.60
LATZ NORM

Classic series Hard Metal | Z3 Type N | Helix 45º

3 Flutes with center cut. Alu series

End mills with cylindrical shank

Design and technical specifications

Tolerance Ø	+0/-0.02 D<=4, +0/-0.025 D<=12, +0/-0,03 D<=20, +0/-0.035 D>20
Chamfer	No chamfer
Finish	No surface treatment, bright finish

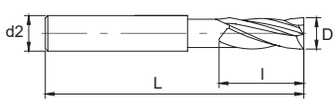

P	M	K	N	S	H
			●		

Details and applications

End mills for universal use. For contouring, slotting and milling of aluminium alloys and non ferrous materials. Cutting conditions on page 92.

Z	D	d2 (h6)	L	l	Code	Price
	mm.	mm.	mm.	mm		€
3	6	6	50	15	A228600600600	45,87
3	8	8	60	20	A228600800800	73,82
3	10	10	75	25	A228601001000	116,57
3	12	12	75	30	A228601201200	155,27
3	16	16	100	36	A228601601600	304,34
3	20	20	100	45	A228602002000	455,08

229.60 LATZ NORM

Classic series Hard Metal | Z3 Type NR | Helix 35º

Design and technical specifications

Tolerance Ø	+0/-0.02 D<=4, +0/-0.025 D<=12, +0/-0,03 D<=20, +0/-0.035 D>20
Chamfer	No chamfer
Finish	No surface treatment, bright finish

3 Flutes with center cut for roughing. Alu series

End mills with cylindrical shank

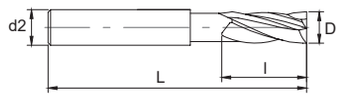

P	M	K	N	S	H
			●		

Details and applications

End mills for universal use. For contouring, slotting and milling of aluminium alloys and non ferrous materials. Cutting conditions on page 92.

Z	D	d2 (h6)	L	l	Code	Price
	mm.	mm.	mm.	mm		€
3	6	6	50	16	A229600600600	43,96
3	8	8	60	20	A229600800800	49,92
3	10	10	75	25	A229601001000	82,89
3	12	12	75	30	A229601201200	109,65
3	16	16	100	45	A229601601600	237,46
3	20	20	100	45	A229602002000	338,98

225.6L LATZ NORM

Classic series Hard Metal | Z3 Type N | AlTiN Helix 45º

Design and technical specifications

Tolerance Ø	+0/-0.02 D<=4, +0/-0.025 D<=12, +0/-0,03 D<=20, +0/-0.035 D>20
Chamfer	0.01X45º D<=4, 0.1X45º D<=12, 0.15X45º D<=20
Finish	AlTiN coated

3 Flutes with center cut. High performance.

End mills with cylindrical shank

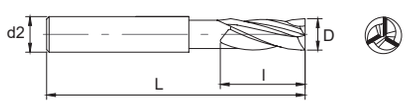

P	M	K	N	S	H
●	○	●	○		

Details and applications

End mills for universal use. For contouring, slotting and milling of steels and alloys up to 50HRC, maleable cast iron, ferritic stainless steels and some coppers. Cutting conditions on page 92.

Z	D	d2 (h6)	L	l	Code	Price
	mm.	mm.	mm.	mm		€
3	1	3	38	3	A2256L0100300	13,62
3	1,5	3	38	4	A2256L0150300	13,62
3	2	3	38	6	A2256L0200300	13,62
3	2,5	3	38	8	A2256L0250300	13,62
3	3	3	38	8	A2256L0300300	13,62
3	3,5	4	45	10	A2256L0350400	19,35
3	4	4	45	11	A2256L0400400	17,67
3	4,5	6	50	11	A2256L0450600	26,76
3	5	6	50	13	A2256L0500600	26,27
3	5,5	6	50	16	A2256L0550600	27,23
3	6	7	60	20	A2256L0600700	26,99
3	7	8	60	20	A2256L0700800	46,83

Z	D	d2 (h6)	L	l	Code	Price
	mm.	mm.	mm.	mm		€
3	8	8	60	20	A2256L0800800	43,24
3	9	10	75	22	A2256L0901000	68,33
3	10	10	75	25	A2256L1001000	63,78
3	11	12	75	26	A2256L1101200	95,56
3	12	12	75	32	A2256L1201200	91,49
3	14	14	75	32	A2256L1401400	136,41
3	16	16	100	45	A2256L1601600	191,11
3	18	18	100	45	A2256L1801800	295,74
3	20	20	100	45	A2256L2002000	290,01

LATZ

22A.6L
LATZ NORM

Classic series Hard Metal | Z4 Type N | AlTiN Helix 30º

4 Flutes with center cut

End mills with cylindrical shank

Design and technical specifications

Tolerance Ø	+0/-0.02 D<=4, +0/-0.025 D<=12, +0/-0,03 D<=20
Chamfer	0.01X45º D<=4, 0.1X45º D<=12, 0.15X45º D<=20
Finish	AlTiN coated

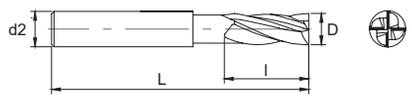

P	M	K	N	S	H
●	○	●	○		

Details and applications

End mills for universal use. For contouring and milling of steels and alloys up to 50 HRC. Cutting conditions on page 92.

Z	D	d2 (h6)	L	l	Code	Price
	mm.	mm.	mm.	mm		€
4	1	3	38	3	A22A6L0100300	13,21
4	1,5	3	38	4	A22A6L0150300	14,34
4	2	3	38	6	A22A6L0200300	13,21
4	2,5	3	38	8	A22A6L0250300	14,34
4	3	3	38	8	A22A6L0300300	13,21
4	3,5	4	45	10	A22A6L0350400	20,38
4	4	4	45	11	A22A6L0400400	18,48
4	4,5	6	50	11	A22A6L0450600	28,75
4	5	6	50	13	A22A6L0500600	21,12
4	5,5	6	50	16	A22A6L0550600	22,78

Z	D	d2 (h6)	L	l	Code	Price
	mm.	mm.	mm.	mm		€
4	6	6	50	16	A22A6L0600600	21,12
4	8	8	60	20	A22A6L0800800	42,25
4	10	10	75	25	A22A6L1001000	63,37
4	11	12	75	26	A22A6L1101200	99,41
4	12	12	75	30	A22A6L1201200	95,05
4	14	14	75	32	A22A6L1401400	105,62
4	16	16	100	45	A22A6L1601600	211,23
4	18	18	100	45	A22A6L1801800	333,21
4	20	20	100	45	A22A6L2002000	290,44
4	25	25	100	45	A22A6L2502500	669,85

22B.6L
LATZ NORM

Classic series Hard Metal | Z4 Type N | AlTiN Helix 30º

4 Flutes with center cut. Extra length series

End mills with cylindrical shank

Design and technical specifications

Tolerance Ø	+0/-0.02 D<=4, +0/-0.025 D<=12, +0/-0,03 D<=20
Chamfer	0.01X45º D<=4, 0.1X45º D<=12, 0.15X45º D<=20
Finish	AlTiN coated

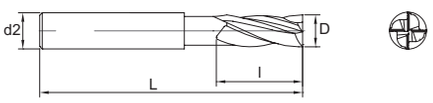

P	M	K	N	S	H
●	○	●	○		

Details and applications

End mills for universal use. For contouring and milling of steels and alloys up to 50 HRC. Cutting conditions on page 93.

Z	D	d2 (h6)	L	l	Code	Price
	mm.	mm.	mm.	mm		€
4	3	3	75	15	A22B6L0300300	35,65
4	4	4	75	20	A22B6L0400400	35,65
4	5	5	75	25	A22B6L0500500	47,54
4	6	6	75	30	A22B6L0600600	47,54
4	8	8	100	40	A22B6L0800800	71,29
4	10	10	100	40	A22B6L1001000	100,99

Z	D	d2 (h6)	L	l	Code	Price
	mm.	mm.	mm.	mm		€
4	12	12	100	50	A22B6L1201200	136,63
4	14	14	150	50	A22B6L1401400	225,75
4	16	16	150	60	A22B6L1601600	297,04
4	18	18	150	70	A22B6L1801800	356,45
4	20	20	160	70	A22B6L2002000	421,79
4	25	25	160	75	A22B6L2502500	818,82

22C.6L
LATZ NORM

Classic series Hard Metal | Z4 Type N | AlTiN Helix 35º/38º

4 Flutes with center cut and variable helix

End mills with cylindrical shank

Design and technical specifications

Tolerance Ø	+0/-0.02 D<=4, +0/-0.025 D<=12, +0/-0,03 D<=20
Chamfer	0.01X45º D<=4, 0.1X45º D<=12, 0.15X45º D<=20
Finish	AlTiN coated

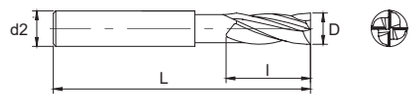

P	M	K	N	S	H
○	●			●	●

Details and applications

End mills for universal use. For contouring and milling of different alloys and stainless steels up to 50HRC Cutting conditions on page 93.

Z	D	d2 (h6)	L	l	Code	Price
	mm.	mm.	mm.	mm		€
4	3	6	50	8	A22C6L0300600	39,60
4	4	6	50	11	A22C6L0400600	39,60
4	5	6	50	13	A22C6L0500600	39,60
4	6	6	50	16	A22C6L0600600	39,60
4	8	8	60	20	A22C6L0800800	71,29
4	10	10	75	25	A22C6L1001000	105,62

Z	D	d2 (h6)	L	l	Code	Price
	mm.	mm.	mm.	mm		€
4	12	12	75	30	A22C6L1201200	132,02
4	14	14	75	40	A22C6L1401400	235,58
4	16	16	100	45	A22C6L1601600	274,59
4	20	20	100	45	A22C6L2002000	411,90

22H.6L
LATZ NORM

Classic series Hard Metal | Z4 Type N | AlTiN Helix 38º

4 Flutes with center cut. Inox series.

End mills with cylindrical shank

Design and technical specifications

Tolerance Ø	+0/-0.02 D<=4, +0/-0.025 D<=12, +0/-0,03 D<=20, +0/-0.035 D>20
Chamfer	0.01X45º D<=4, 0.1X45º D<=12, 0.15X45º D<=20
Finish	AlTiN coated

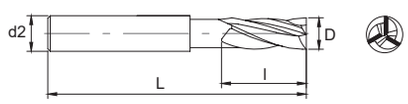

P	M	K	N	S	H
○	●	○		○	

Details and applications

End mills for universal use. For contouring, slotting and milling in finishing of stainless steels and it´s alloys. Cutting conditions on page 93.

Z	D	d2 (h6)	L	l	Code	Price
	mm.	mm.	mm.	mm		€
4	3	3	50	8	A22H6L0300300	29,63
4	4	4	50	10	A22H6L0400400	29,63
4	5	6	50	13	A22H6L0500600	48,98
4	6	6	50	15	A22H6L0600600	48,98
4	8	8	65	20	A22H6L0800800	59,73
4	10	10	70	25	A22H6L1001000	99,14

Z	D	d2 (h6)	L	l	Code	Price
	mm.	mm.	mm.	mm		€
4	12	12	80	30	A22H6L1201200	133,77
4	14	14	80	32	A22H6L1401400	172,00
4	16	16	90	45	A22H6L1601600	277,11
4	20	20	100	45	A22H6L2002000	406,11

22K.6L
LATZ NORM

Classic series Hard Metal | Z4 Type N | AlTiN Helix 45º

Design and technical specifications

Tolerance Ø	+0/-0.02 D<=4, +0/-0.025 D<=12, +0/-0,03 D<=20, +0/-0.035 D>20
Chamfer	0.01X45º D<=4, 0.1X45º D<=12, 0.15X45º D<=20
Finish	AlTiN coated

4 Flutes with center cut.
High performance.

End mills with cylindrical shank

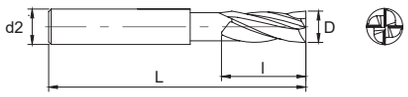

P	M	K	N	S	H
●	○	●	○		

Details and applications

End mills for universal use. For contouring and milling of steels and alloys up to 50HRC, maleable cast iron, ferritic stainless steels and some coppers. Cutting conditions on page 93.

Z	D	d2 (h6)	L	l	Code	Price
	mm.	mm.	mm.	mm		€
4	1	3	38	3	A22K6L0100300	13,62
4	1,5	3	38	4	A22K6L0150300	13,62
4	2	3	38	6	A22K6L0200300	13,62
4	2,5	3	38	8	A22K6L0250300	13,62
4	3	3	38	8	A22K6L0300300	13,62
4	3,5	4	45	10	A22K6L0350400	19,35
4	4	4	45	11	A22K6L0400400	17,67
4	4,5	6	50	11	A22K6L0450600	26,76
4	5	6	50	13	A22K6L0500600	26,27
4	5,5	6	50	16	A22K6L0550600	27,23

Z	D	d2 (h6)	L	l	Code	Price
	mm.	mm.	mm.	mm		€
4	6	7	60	20	A22K6L0600700	26,99
4	7	8	60	20	A22K6L0700800	46,83
4	8	8	60	20	A22K6L0800800	43,24
4	9	10	75	22	A22K6L0901000	68,33
4	10	10	75	25	A22K6L1001000	63,78
4	11	12	75	26	A22K6L1101200	95,56
4	12	12	75	32	A22K6L1201200	91,49
4	14	14	75	32	A22K6L1401400	136,41
4	16	16	100	45	A22K6L1601600	191,11
4	18	18	100	45	A22K6L1801800	295,74
4	20	20	100	45	A22K6L2002000	290,01

22J.6L
LATZ NORM

Classic series Hard Metal | Z4 Type NR | AlTiN Helix 35º

Design and technical specifications

Tolerance Ø	+0/-0.02 D<=4, +0/-0.025 D<=12, +0/-0,03 D<=20, +0/-0.035 D>20
Chamfer	0.01X45º D<=4, 0.1X45º D<=12, 0.15X45º D<=20
Finish	AlTiN coated

4 Flutes with center cut
for roughing. Inox series.

End mills with cylindrical shank

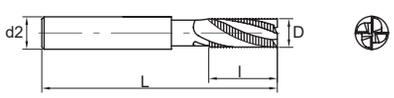

P	M	K	N	S	H
○	●	○		○	

Details and applications

End mills for universal use. For slotting, contouring and milling in roughing of stainless steels and their alloys. Cutting conditions on page 93.

Z	D	d2 (h6)	L	l	Code	Price
	mm.	mm.	mm.	mm		€
4	6	6	50	16	A22J6L0600600	41,57
4	8	8	65	20	A22J6L0800800	70,23
4	10	10	75	25	A22J6L1001000	110,61
4	12	12	75	30	A22J6L1201200	147,16

Z	D	d2 (h6)	L	l	Code	Price
	mm.	mm.	mm.	mm		€
4	16	16	100	45	A22J6L1601600	274,73
4	20	20	100	45	A22J6L2002000	426,17

22F.6L
LATZ NORM

Classic series Hard Metal | Z4 Type NR | AlTiN Helix 30º

4 Flutes with center cut for roughing

End mills with cylindrical shank

Design and technical specifications

Tolerance Ø	+0/-0.02 D<=4, +0/-0.025 D<=12, +0/-0,03 D<=20
Chamfer	0.01X45º D<=4, 0.1X45º D<=12, 0.15X45º D<=20
Finish	AlTiN coated

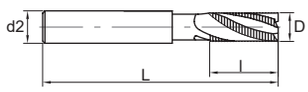

P	M	K	N	S	H
●	○	●	○		

Details and applications

End mills for universal use. For contouring and milling in finishing of steels and alloys up to 50 HRC. Cutting conditions on page 93.

Z	D	d2 (h6)	L	l	Code	Price
	mm.	mm.	mm.			€
4	6	6	50	16	A22F6L0600600	39,60
4	8	8	60	20	A22F6L0800800	66,01
4	10	10	75	25	A22F6L1001000	97,70
4	12	12	75	30	A22F6L1201200	137,30

Z	D	d2 (h6)	L	l	Code	Price
	mm.	mm.	mm.			€
4	16	16	100	45	A22F6L1601600	264,04
4	20	20	100	45	A22F6L2002000	401,34

22G.6L
LATZ NORM

Classic series Hard Metal | Z4 Type NR | AlTiN Helix 30º

4 Flutes with center cut for roughing. Extra length series

End mills with cylindrical shank

Design and technical specifications

Tolerance Ø	+0/-0.02 D<=4, +0/-0.025 D<=12, +0/-0,03 D<=20
Chamfer	0.01X45º D<=4, 0.1X45º D<=12, 0.15X45º D<=20
Finish	AlTiN coated

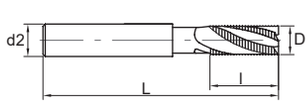

P	M	K	N	S	H
●	○	●	○		

Details and applications

End mills for universal use. For contouring and milling in roughing of steels and their alloys up to 50 HRC. Cutting conditions on page 93.

Z	D	d2 (h6)	L	l	Code	Price
	mm.	mm.	mm.			€
4	3	3	65	25	A22G6L0300300	45,69
4	4	4	65	25	A22G6L0400400	48,38
4	5	5	65	25	A22G6L0500500	61,81
4	6	6	75	25	A22G6L0600600	65,34
4	8	8	75	25	A22G6L0800800	89,12
4	10	10	100	38	A22G6L1001000	148,52

Z	D	d2 (h6)	L	l	Code	Price
	mm.	mm.	mm.			€
4	12	12	100	50	A22G6L1201200	213,86
4	16	16	150	75	A22G6L1601600	475,26
4	20	20	150	75	A22G6L2002000	623,78

LATZ

22L.6L
LATZ NORM

Classic series Hard Metal | Z4 Type NR | AlTiN Helix 45º

4 Flutes with center cut for roughing. High performance

End mills with cylindrical shank

Design and technical specifications

Tolerance Ø	+0/-0.02 D<=4, +0/-0.025 D<=12, +0/-0,03 D<=20, +0/-0.035 D>20
Chamfer	0.01X45º D<=4, 0.1X45º D<=12, 0.15X45º D<=20
Finish	AlTiN coated

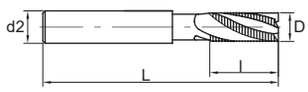

P	M	K	N	S	H
●	○	●	○		

Details and applications

End mills for universal use. For contouring and milling in roughing of steels and alloys up to 50HRC, maleable cast iron, ferritic stainless steels and some coppers. Cutting conditions on page 93.

Z	D	d2 (h6)	L	l	Code	Price
	mm.	mm.	mm.			€
4	3	3	38	8	A22L6L0300300	38,46
4	4	4	50	11	A22L6L0400400	39,42
4	5	5	50	12	A22L6L0500500	41,32
4	6	6	50	15	A22L6L0600600	42,28
4	7	8	60	16	A22L6L0700800	68,80
4	8	8	60	20	A22L6L0800800	64,26
4	9	10	75	20	A22L6L0901000	101,77
4	10	10	75	25	A22L6L1001000	95,07

Z	D	d2 (h6)	L	l	Code	Price
	mm.	mm.	mm.			€
4	11	12	75	25	A22L6L1101200	133,54
4	12	12	75	30	A22L6L1201200	133,54
4	14	14	100	35	A22L6L1401400	229,33
4	16	16	150	75	A22L6L1601600	268,75
4	18	18	100	40	A22L6L1801800	347,83
4	20	20	100	45	A22L6L2002000	415,91

22M.6L
LATZ NORM

Classic series Hard Metal | Z4 Type NR-F | AlTiN Helix 30º

4 Flutes with center cut for fine roughing . High performance

End mills with cylindrical shank

Design and technical specifications

Tolerance Ø	+0/-0.02 D<=4, +0/-0.025 D<=12, +0/-0,03 D<=20, +0/-0.035 D>20
Chamfer	0.01X45º D<=4, 0.1X45º D<=12, 0.15X45º D<=20
Finish	AlTiN coated

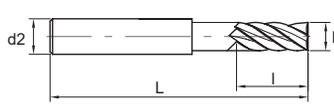

P	M	K	N	S	H
●	○	●	○		

Details and applications

End mills for universal use. For contouring and milling in fine roughing of steels and alloys up to 50HRC, maleable cast iron, ferritic stainless steels and some coppers. Cutting conditions on page 93.

Z	D	d2 (h6)	L	l	Code	Price
	mm.	mm.	mm.			€
4	6	6	50	15	A22M6L0600600	41,57
4	8	8	60	20	A22M6L0800800	69,27
4	10	10	75	25	A22M6L1001000	102,48
4	12	12	75	30	A22M6L1201200	144,05

Z	D	d2 (h6)	L	l	Code	Price
	mm.	mm.	mm.			€
4	16	16	100	40	A22M6L1601600	277,11
4	20	20	100	45	A22M6L2002000	428,09

22N.6L
LATZ NORM

Classic series Hard Metal | Z4 Type N | AlTiN Helix 35º/38º Toric

Design and technical specifications

Tolerance Ø	+0/-0.02 D<=4, +0/-0.025 D<=12, +0/-0,03 D<=20
Finish	AlTiN coated

4 Flutes with center cut radius and variable helix

End mills with cylindrical shank

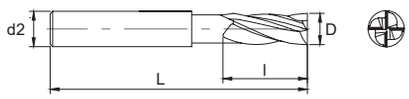

P	M	K	N	S	H
○	●			●	

Details and applications

End mills for universal use. For contouring and milling of steels and alloys up to 55HRC, high temperature alloys and titaniums. Cutting conditions on page 93.

Z	D	d2 (h6)	L	l	Radio	Code	Price
	mm.	mm.	mm.	mm.	D		€
4	6	6	50	16	0,50	A22N6L0600500	54,94
4	6	6	50	16	1,00	A22N6L0601000	54,94
4	8	8	60	20	1,50	A22N6L0800500	86,00
4	8	8	60	20	1,00	A22N6L0801000	86,00
4	8	8	60	20	1,50	A22N6L0801500	86,00
4	8	8	60	20	2,00	A22N6L0802000	86,00
4	10	10	75	25	0,50	A22N6L1000500	117,06
4	10	10	75	25	1,00	A22N6L1001000	117,06
4	10	10	75	25	1,50	A22N6L1001500	117,06
4	10	10	75	25	2,00	A22N6L1002000	117,06
4	10	10	75	25	2,50	A22N6L1002500	117,06
4	10	10	75	25	3,00	A22N6L1003000	117,06
4	12	12	75	30	0,50	A22N6L1200500	152,89
4	12	12	75	30	1,00	A22N6L1201000	152,89
4	12	12	75	30	1,50	A22N6L1201500	152,89
4	12	12	75	30	2,00	A22N6L1202000	152,89
4	12	12	75	30	2,50	A22N6L1202500	152,89
4	12	12	75	30	3,00	A22N6L1203000	152,89
4	12	12	75	30	4,00	A22N6L1204000	152,89
4	14	14	75	40	1,00	A22N6L1401000	286,67

Z	D	d2 (h6)	L	l	Radio	Code	Price
	mm.	mm.	mm.	mm.	D		€
4	14	14	75	40	1,50	A22N6L1401500	286,67
4	14	14	75	40	2,00	A22N6L1402000	286,67
4	14	14	75	40	2,50	A22N6L1402500	286,67
4	14	14	75	40	3,00	A22N6L1403000	286,67
4	14	14	75	40	4,00	A22N6L1404000	286,67
4	16	16	100	45	1,00	A22N6L1601000	322,50
4	16	16	100	45	1,50	A22N6L1601500	322,50
4	16	16	100	45	2,00	A22N6L1602000	322,50
4	16	16	100	45	2,50	A22N6L1602500	322,50
4	16	16	100	45	3,00	A22N6L1603000	322,50
4	16	16	100	45	4,00	A22N6L1604000	322,50
4	16	16	100	45	6,00	A22N6L1606000	322,50
4	20	20	100	45	1,00	A22N6L2001000	473,00
4	20	20	100	45	1,50	A22N6L2001500	473,00
4	20	20	100	45	2,00	A22N6L2002000	473,00
4	20	20	100	45	2,50	A22N6L2002500	473,00
4	20	20	100	45	3,00	A22N6L2003000	473,00
4	20	20	100	45	4,00	A22N6L2004000	473,00

22D.6L
LATZ NORM

Classic series Hard Metal | Z6 Type N | AlTiN Helix 45º

Design and technical specifications

Tolerance Ø	+0/-0.02 D<=4, +0/-0.025 D<=12, +0/-0,03 D<=20
Chamfer	0.01X45º D<=4, 0.1X45º D<=12, 0.15X45º D<=20
Finish	AlTiN coated

6 Flutes

End mills with cylindrical shank

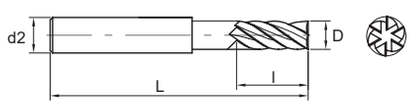

P	M	K	N	S	H
●	○	●	○		

Details and applications

End mills for universal use. For contouring and milling of steels and alloys up to HRC . Cutting conditions on page 93.

Z	D	d2 (h6)	L	l	Code	Price
	mm.	mm.	mm.	mm.		€
6	6	6	60	18	A22D6L0600600	34,32
6	8	8	60	20	A22D6L0800800	68,65
6	10	10	75	30	A22D6L1001000	110,90
6	12	12	75	32	A22D6L1201200	153,13

Z	D	d2 (h6)	L	l	Code	Price
	mm.	mm.	mm.	mm.		€
6	16	16	100	40	A22D6L1601600	330,05
6	20	20	100	45	A22D6L2002000	496,39

LATZ

22E.6L
LATZ NORM

Classic series Hard Metal | Z6 Type N | AlTiN Helix 45º

6 Flutes. Extra length series

End mills with cylindrical shank

Design and technical specifications

Tolerance Ø	+0/-0.02 D<=4, +0/-0.025 D<=12, +0/-0,03 D<=20
Chamfer	0.01X45º D<=4, 0.1X45º D<=12, 0.15X45º D<=20
Finish	AlTiN coated

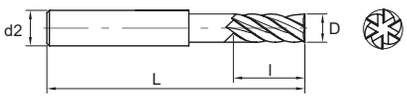

P	M	K	N	S	H
●	○	●	○		

Details and applications

End mills for universal use. For contouring and milling of steels and alloys up to 50 HRC. Cutting conditions on page 93.

Z	D	d2 (h6)	L	l	Code	Price
	mm.	mm.	mm.			€
6	6	6	75	24	A22E6L0600600	89,12
6	8	8	75	32	A22E6L0800800	124,76
6	10	10	100	40	A22E6L1001000	160,41
6	12	12	100	45	A22E6L1201200	231,68

Z	D	d2 (h6)	L	l	Code	Price
	mm.	mm.	mm.			€
6	16	16	150	64	A22E6L1601600	415,85
6	20	20	150	75	A22E6L2002000	594,09

230.6L
LATZ NORM

Classic series Hard Metal | Z2 Type NR | AlTiN Helix 30º

2 Flutes with center cut for finishing

Ball nosed end mills

Design and technical specifications

Tolerance Ø	+0/-0.02 D<=4, +0/-0.025 D<=12, +0/-0,03 D<=20
Finish	AlTiN coated

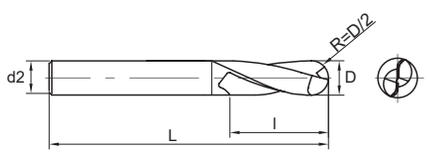

P	M	K	N	S	H
●	○	●	○		

Details and applications

End mills for universal use. For contouring of steels and alloys up to 50 HRC. Cutting conditions on page 93.

Z	D	d2 (h6)	L	l	Radio	Code	Price
	mm.	mm.	mm.	mm.	D		€
2	1	3	38	2	0,50	A2306L0100300	15,85
2	1,5	3	38	3	0,50	A2306L0150300	17,38
2	2	3	38	4	1,00	A2306L0200300	15,85
2	2,5	3	38	5	1,25	A2306L0250300	18,36
2	3	3	38	6	1,50	A2306L0300300	15,85
2	3,5	4	45	8	1,50	A2306L0350400	18,61
2	4	4	45	8	2,00	A2306L0400400	16,90
2	5	6	50	10	2,50	A2306L0500600	26,40
2	6	6	50	12	3,00	A2306L0600600	26,40
2	8	8	60	16	4,00	A2306L0800800	47,54
2	10	10	75	20	5,00	A2306L1001000	73,94
2	12	12	75	24	6,00	A2306L1201200	102,97
2	16	16	100	32	8,00	A2306L1601600	229,72
2	20	20	100	40	10,00	A2306L2002000	343,24
2	25	25	120	50	10,00	A2306L2502500	850,48

231.6L
LATZ NORM

Classic series Hard Metal | Z2 Type N | AlTiN Helix 30º

Design and technical specifications

Tolerance Ø	+0/-0.02 D<=4, +0/-0.025 D<=12, +0/-0,03 D<=20
Finish	AlTiN coated

2 Flutes with center cut for finishing. Extra length series

Ball nosed end mills

P	M	K	N	S	H
●	○	●	○		

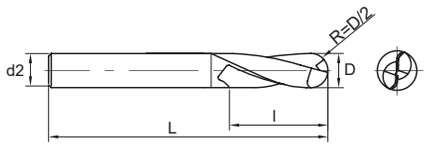

Details and applications

End mills for universal use. For contouring of steels and alloys up to 50 HRC. Cutting conditions on page 93.

Z	D	d2 (h6)	L	l	Radio	Code	Price
	mm.	mm.	mm.	mm.	D		€
2	3	3	75	15	3,00	A2316L0300300	40,11
2	4	4	75	20	3,00	A2316L0400400	40,11
2	5	5	75	25	3,00	A2316L0500500	53,47
2	6	6	75	30	3,00	A2316L0600600	53,47
2	8	8	100	40	4,00	A2316L0800800	83,16
2	10	10	100	40	5,00	A2316L1001000	112,88
2	12	12	100	50	6,00	A2316L1201200	160,41
2	14	14	150	50	7,00	A2316L1401400	267,33
2	16	16	150	60	8,00	A2316L1601600	356,45
2	20	20	150	70	10,00	A2316L2002000	475,26
2	25	25	160	75	12,50	A2316L2502500	900,72

232.60
LATZ NORM

Classic series Hard Metal | Z2 Type N | Helix 35º

Design and technical specifications

Tolerance Ø	+0/-0.02 D<=4, +0/-0.025 D<=12, +0/-0,03 D<=20
Finish	No surface treatment, bright finish

2 Flutes with center cut for finishing. Aluminium series

Ball nosed end mills

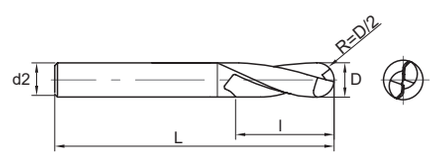

P	M	K	N	S	H
			●		

Details and applications

End mills for universal use. For contouring, copying and milling of aluminium alloys and non ferrous materials. Cutting conditions on page 93.

Z	D	d2 (h6)	L	l	Radio	Code	Price
	mm.	mm.	mm.	mm.	D		€
2	3	3	50	6	1,50	A232600300300	27,48
2	4	4	60	14	2,00	A232600400400	27,95
2	5	5	70	20	2,50	A232600500500	43,00
2	6	6	70	20	3,00	A232600600600	43,96
2	8	8	70	20	4,00	A232600800800	49,92
2	10	10	75	25	5,00	A232601001000	82,89

Z	D	d2 (h6)	L	l	Radio	Code	Price
	mm.	mm.	mm.	mm.	D		€
2	12	12	75	25	6,00	A232601201200	109,65
2	14	14	90	30	7,00	A232601401400	206,16
2	16	16	90	30	8,00	A232601601600	237,46

LATZ

235.6L
LATZ NORM

Classic series Hard Metal | Z4 Type N | AlTiN Helix 30º

4 Flutes with center cut for finishing

Ball nosed end mills

Design and technical specifications

Tolerance Ø	+0/-0.02 D<=4, +0/-0.025 D<=12, +0/-0,03 D<=20
Finish	AlTiN coated

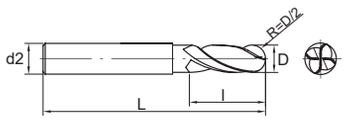

P	M	K	N	S	H
●	○	●	○		

Details and applications

End mills for universal use. For contouring of steels and alloys up to 50 HRC. Cutting conditions on page 93.

Z	D	d2 (h6)	L	l	Radio	Code	Price
	mm.	mm.	mm.	mm.	D		€
4	**1**	3	38	2	0,50	**A2356L0100300**	**15,85**
4	**2**	3	38	4	1,00	**A2356L0200300**	**15,85**
4	**3**	3	38	6	1,50	**A2356L0300300**	**15,85**
4	**4**	6	45	8	2,00	**A2356L0400400**	**16,90**
4	**5**	6	50	10	2,50	**A2356L0500600**	**26,40**
4	**6**	6	50	12	3,00	**A2356L0600600**	**26,40**
4	**7**	8	60	14	3,00	**A2356L0700800**	**42,67**
4	**8**	8	60	16	4,00	**A2356L0800800**	**47,54**
4	**9**	10	75	18	4,50	**A2356L0901000**	**75,14**
4	**10**	10	75	20	5,00	**A2356L1001000**	**73,94**
4	**11**	12	75	22	5,50	**A2356L1101200**	**116,77**
4	**12**	12	75	24	6,00	**A2356L1201200**	**102,97**
4	**14**	14	75	28	7,00	**A2356L1401400**	**204,93**
4	**16**	16	100	32	8,00	**A2356L1601600**	**229,72**
4	**18**	18	100	36	9,00	**A2356L1801800**	**325,04**
4	**20**	20	100	40	10,00	**A2356L2002000**	**343,24**
4	**25**	25	120	50	12,50	**A2356L2502500**	**731,26**

233.6L
LATZ NORM

Classic series Hard Metal | Z4 Type N | AlTiN Helix 30º

Design and technical specifications

Tolerance Ø	+0/-0.02 D<=4, +0/-0.025 D<=12, +0/-0,03 D<=20, +0/-0.035 D>20
Finish	AlTiN coated

4 Flutes with center cut for finishing. Extra length series

Ball nosed end mills

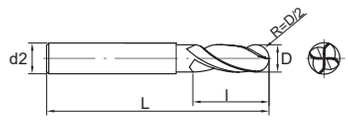

P	M	K	N	S	H
●	○	●	○		

Details and applications

End mills for universal use. For contouring of steels and alloys up to 50 HRC. Cutting conditions on page 93.

Z	D	d2 (h6)	L	l	Radio	Code	Price
	mm.	mm.	mm.	mm.	D		€
4	3	3	75	15	1,50	A2336L0300300	33,44
4	4	4	75	20	2,00	A2336L0400400	33,44
4	5	5	75	25	2,50	A2336L0500500	44,68
4	6	6	75	30	3,00	A2336L0600600	44,68
4	8	8	100	40	4,00	A2336L0800800	77,87
4	10	10	100	40	5,00	A2336L1001000	104,39
4	12	12	100	50	6,00	A2336L1201200	132,83
4	14	14	100	50	7,00	A2336L1401400	257,76
4	16	16	100	60	8,00	A2336L1601600	348,06
4	20	20	100	70	10,00	A2336L2002000	486,86
4	25	25	100	75	12,50	A2336L2502500	919,01

250.40
LATZ NORM

Classic series HSSCo 5% | Z1 Type W | Helix 30º

Design and technical specifications

Tolerance Ø	k 12
Other specifications	Shank under DIN 1835 A
Finish	No surface treatment, bright finish

1 Flute with center cut

End mills with cylindrical shank

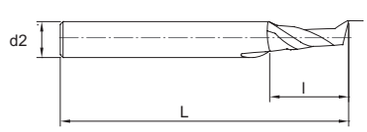

P	M	K	N	S	H
			●		

Details and applications

For use in machining aluminum and aluminum alloys with percentages of silicon less than or equal to 12%. Cutting conditions on page 76.

Z	D	d2 (h6)	L	l	Code	Price
	mm.	mm.	mm.	mm.		€
1	3	8	60	12	A250400300000	18,19
1	4	8	60	12	A250400400000	18,19
1	5	8	60	14	A250400500000	18,19
1	6	8	60	14	A250400600000	18,51

Z	D	d2 (h6)	L	l	Code	Price
	mm.	mm.	mm.	mm.		€
1	7	8	60	14	A250400700000	22,20
1	8	8	80	14	A250400800000	22,20
1	9	8	80	14	A250400900000	29,25
1	10	8	80	14	A250401000000	23,75

LATZ

251.40 DIN 844L

Classic series HSSCo 5% | Z1 Type W | Helix 30º

Design and technical specifications

Tolerance Ø	k 12
Other specifications	Shank under DIN 1835 A
Finish	No surface treatment, bright finish

1 Flute with center cut. Extra length series

End mills with cylindrical shank

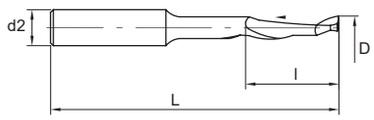

P	M	K	N	S	H
			●		

Details and applications

For use in machining aluminum and aluminum alloys with percentages of silicon less than or equal to 12%. Cutting conditions on page 76.

Z	D	d2 (h6)	L	l	Code	Price
	mm.	mm.	mm.	mm.		€
1	4	8	80	16	A251400400000	25,70
1	5	8	80	16	A251400500000	25,70
1	5	8	120	16	A251400500100	25,70
1	6	8	90	16	A251400600000	25,70

Z	D	d2 (h6)	L	l	Code	Price
	mm.	mm.	mm.	mm.		€
1	8	8	100	30	A251400800000	30,08
1	8	8	120	16	A251400800100	30,08

252.80 DIN 844K

Classic series HSSCo 8% | Z3 Type NR-F | Helix 35º

Design and technical specifications

Tolerance Ø	k 12
Other specifications	Shank under DIN 1835 B
Finish	No surface treatment, bright finish

3 Flutes with center cut for fine roughing

End mills with cylindrical shank

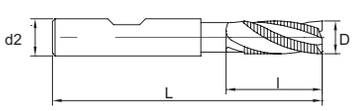

P	M	K	N	S	H
●		●			

Details and applications

For use in machining easy machining mild steels for construction up to 600 N / mm2, non-alloy carbon steels and construction steels up to 850 N / mm2, low alloy tool steel[s] up to 1100 N / mm2, quenching steels up to 900 N / mm2, al[l]oy tool steels up to 1100 N / mm2, c[a]st iron type GG-15, GG-20 up to 240 HB. Cutting conditions on page 76.

Z	D	d2 (h6)	L	l	Code	Price
	mm.	mm.	mm.	mm.		€
3	6	6	57	13	A252800600000	45,98
3	8	10	69	19	A252800800000	47,56
3	9	10	69	19	A252800900000	56,43
3	10	10	72	22	A252801000000	48,05
3	12	12	83	26	A252801200000	57,56
3	14	12	83	26	A252801400000	65,67
3	16	16	92	32	A252801600000	79,97
3	18	16	92	32	A252801800000	87,54

Z	D	d2 (h6)	L	l	Code	Price
	mm.	mm.	mm.	mm.		€
3	20	20	104	38	A252802000000	106,29
3	22	25	104	38	A252802200000	156,99
3	24	25	121	45	A252802400000	189,49
3	25	25	121	45	A252802500000	160,99
3	26	25	121	45	A252802600000	225,00
3	28	25	121	45	A252802800000	229,23
3	30	25	121	45	A252803000000	201,16
3	32	32	133	53	A252803200000	271,41

252.83
DIN 844K

Classic series HSSCo 8% | Z3 Type NR-F | TiAlN Helix 35º

Design and technical specifications

Tolerance Ø	k 12
Other specifications	Shank under DIN 1835 B
Finish	TiAlN coated

3 Flutes with center cut for fine roughing

End mills with cylindrical shank

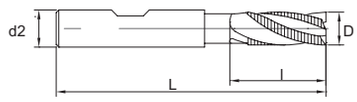

P	M	K	N	S	H
●		●			

Details and applications

For use in machining easy machining mild steels for construction up to 600 N / mm2, non-alloy carbon steels and construction steels up to 850 N / mm2, low alloy tool steels up to 1100 N / mm2, quenching steels up to 900 N / mm2, alloy tool steels up to 1100 N / mm2, cast iron type GG-15, GG-20 up to 240 HB. Cutting conditions on page 76.

Z	D	d2 (h6)	L	l	Code	Price
	mm.	mm.	mm.	mm.		€
3	**6**	6	57	13	**A252830600000**	**55,50**
3	**8**	10	69	19	**A252830800000**	**55,65**
3	**9**	10	27	19	**A252830900000**	**66,54**
3	**10**	10	72	22	**A252831000000**	**59,15**
3	**12**	12	83	26	**A252831200000**	**68,07**
3	**14**	12	83	26	**A252831400000**	**77,65**
3	**16**	16	92	32	**A252831600000**	**96,48**
3	**18**	16	92	32	**A252831800000**	**106,20**

Z	D	d2 (h6)	L	l	Code	Price
	mm.	mm.	mm.	mm.		€
3	**20**	20	104	38	**A252832000000**	**124,93**
3	**22**	25	104	38	**A252832200000**	**185,70**
3	**24**	25	121	45	**A252832400000**	**220,88**
3	**25**	25	121	45	**A252832500000**	**184,86**
3	**26**	25	121	45	**A252832600000**	**259,00**
3	**28**	25	121	45	**A252832800000**	**265,87**
3	**30**	30	121	45	**A252833000000**	**237,35**
3	**32**	32	133	53	**A252833200000**	**313,19**

253.83
DIN 844L

Classic series HSSCo 8% | Z3 Type NR-F | TiAlN Helix 35º

Design and technical specifications

Tolerance Ø	k 12
Other specifications	Shank under DIN 1835 B
Finish	TiAlN coated

3 Flutes with center cut for fine roughing. Extra length series

End mills with cylindrical shank

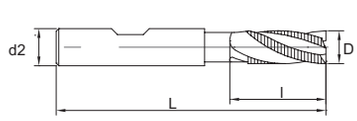

P	M	K	N	S	H
●		●			

Details and applications

For use in machining easy machining mild steels for construction up to 600 N / mm2, non-alloy carbon steels and construction steels up to 850 N / mm2, low alloy tool steels up to 1100 N / mm2, quenching steels up to 900 N / mm2, alloy tool steels up to 1100 N / mm2, cast iron type GG-15, GG-20 up to 240 HB. Cutting conditions on page 76.

Z	D	d2 (h6)	L	l	Code	Price
	mm.	mm.	mm.	mm.		€
3	**6**	6	68	24	**A253830600000**	**56,70**
3	**8**	10	88	38	**A253830800000**	**68,68**
3	**10**	10	95	45	**A253831000000**	**74,48**
3	**12**	12	110	53	**A253831200000**	**87,76**
3	**14**	12	110	53	**A253831400000**	**104,30**
3	**16**	16	123	63	**A253831600000**	**123,31**
3	**18**	16	123	63	**A253831800000**	**146,16**
3	**20**	20	141	75	**A253832000000**	**178,21**

Z	D	d2 (h6)	L	l	Code	Price
	mm.	mm.	mm.	mm.		€
3	**22**	20	141	75	**A253832200000**	**247,33**
3	**24**	25	166	90	**A253832400000**	**280,20**
3	**25**	25	166	90	**A253832500000**	**288,30**
3	**26**	25	166	90	**A253832600000**	**327,36**
3	**28**	25	166	90	**A253832800000**	**346,76**
3	**30**	25	166	90	**A253833000000**	**390,81**
3	**32**	32	186	106	**A253833200000**	**429,84**

LATZ

259.80
LATZ NORM

Classic series HSSCo 8% | Z6-Z8 Type N | Helix 30º

6-8 Flutes without center cut for finishing

End mills with cylindrical shank

Design and technical specifications

Tolerancia ø	k 12
Other specifications	Shank under DIN 1835 B
Finish	No surface treatment, bright finish

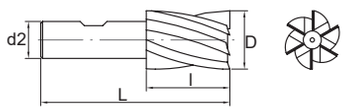

P	M	K	N	S	H
●	●		●		

Details and applications

For use in machining easy machining mild steels for construction up to 600 N/mm2, non-alloy carbon steels and construction steels up to 850 N/mm2, low alloy tool steels up to 1100 N/mm2, quenching steels up to 900 N/mm2 steels with corrosion resistance in and acids, stainless AISI 304, 1.4310 between 750 and 850 N/mm2, copper-zinc and copper-titanium alloys up to 850 N/mm2. Cutting conditions on page 76.

Z	D	d2 (h6)	L	l	Code	Price
	mm.	mm.	mm.	mm.		€
6	**30**	20	90	30	**A259803000000**	**202,36**
6	**35**	20	90	30	**A259803500000**	**232,26**
8	**40**	25	95	32	**A259804000000**	**289,45**
8	**50**	32	100	36	**A259805000000**	**447,12**

25A.7L
DIN 844K

Optimus series HSSE-PM | Z3 Type N | AlTiN Helix 30º

3 Flutes with center cut for finishing

End mills with cylindrical shank

Design and technical specifications

Tolerance Ø	k 10
Other specifications	Shank under DIN 1835 B
Finish	AlTiN coated

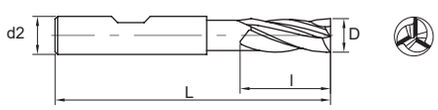

P	M	K	N	S	H
●	●	●		●	

Details and applications

For use in machining non-alloy carbon steels and construction steels up to 850 N / mm2, low-alloy tool steels up to 1100 N / mm2, quenching steels up to 900 N / mm2, alloy tool steels up to 1100 N / mm2, steels with corrosion resistance in and acids, stainless AISI 304, 1.4310 between 750 and 850 N / mm2 castings type GG-15, GG-20 up to 240 Chromium and nickel alloys up to 1500 N / mm2, titanium and titanium alloys up to 1250 N / mm2. Cutting conditions on page 76.

Z	D	d2 (h6)	L	l	Code	Price
	mm.	mm.	mm.	mm.		€
3	**2**	6	51	7	**A25A7L0200000**	**31,84**
3	**3**	6	52	8	**A25A7L0300000**	**31,84**
3	**4**	6	55	11	**A25A7L0400000**	**31,84**
3	**5**	6	57	13	**A25A7L0500000**	**31,84**
3	**6**	6	57	13	**A25A7L0600000**	**31,84**
3	**7**	10	66	16	**A25A7L0700000**	**38,81**

Z	D	d2 (h6)	L	l	Code	Price
	mm.	mm.	mm.	mm.		€
3	**8**	10	69	19	**A25A7L0800000**	**38,81**
3	**10**	10	72	22	**A25A7L1000000**	**40,14**
3	**12**	12	83	26	**A25A7L1200000**	**50,77**
3	**16**	16	92	32	**A25A7L1600000**	**71,18**
3	**18**	18	92	32	**A25A7L1800000**	**87,05**
3	**20**	20	92	38	**A25A7L2000000**	**104,22**

25G.7L
DIN 844L

Optimus series HSSE-PM | Z4-Z6 Type N | AlTiN Helix 30º

Design and technical specifications

Tolerance Ø	k 10
Other specifications	Shank under DIN 1835 B
Finish	AlTiN coated

4-6 Flutes with center cut for finishing. Extra length series

End mills with cylindrical shank

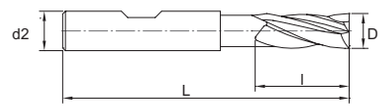

P	M	K	N	S	H
●	●	●		●	

Details and applications

For use in machining non-alloy carbon steels and construction steels up to 850 N / mm2, low-alloy tool steels up to 1100 N / mm2, quenching steels up to 900 N / mm2, alloy tool steels up to 1100 N / mm2, steels with corrosion resistance in and acids, stainless AISI 304, 1.4310 between 750 and 850 N / mm2 castings type GG-15, GG-20 up to 240 Chromium and nickel alloys up to 1500 N / mm2, titanium and titanium alloys up to 1250 N / mm2 Cutting conditions on page 76.

Z	D	d2 (h6)	L	l	Code	Price
	mm.	mm.	mm.	mm.		€
4	**3**	6	56	12	**A25G7L0300000**	**29,30**
4	**6**	6	68	24	**A25G7L0600000**	**29,30**
4	**8**	10	88	38	**A25G7L0800000**	**36,71**
4	**10**	10	95	45	**A25G7L1000000**	**40,51**
4	**12**	12	110	53	**A25G7L1200000**	**50,72**
4	**14**	14	110	53	**A25G7L1400000**	**61,83**

Z	D	d2 (h6)	L	l	Code	Price
	mm.	mm.	mm.	mm.		€
4	**16**	16	123	63	**A25G7L1600000**	**72,73**
4	**18**	16	123	63	**A25G7L1800000**	**86,58**
4	**20**	20	141	75	**A25G7L2000000**	**100,02**
6	**32**	32	186	106	**A25G7L3200000**	**221,58**

25H.7L
DIN 844K

Optimus series HSSE-PM | Z4-Z6 Type NR | TiAlN Helix 30º

Design and technical specifications

Tolerance Ø	k 12
Other specifications	Shank under DIN 1835 B
Finish	TiAlN coated

4-6 Flutes with center cut for roughing

End mills with cylindrical shank

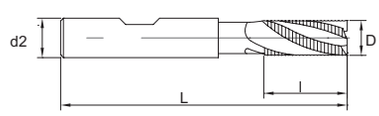

P	M	K	N	S	H
●	●	●			

Details and applications

For use in machining, easy to machine mild steels in for construction up to 600 N / mm2, non-alloy carbon steels and construction steels up to 850 N / mm2 steels for quenching up to 900 N / mm2 steels with corrosion resistance in and acids, stainless AISI 304, 1.4310 between 750 and 850 N / mm2 castings type GG-15, GG-20 up to 240 Chromium and nickel alloys up to 1500 N / mm2, titanium and titanium alloys up to 1250 N / mm2.. Cutting conditions on page 76.

Z	D	d2 (h6)	L	l	Code	Price
	mm.	mm.	mm.	mm.		€
4	**6**	6	57	13	**A25H7L0600000**	**62,17**
4	**8**	10	69	19	**A25H7L0800000**	**82,91**
4	**10**	10	72	22	**A25H7L1000000**	**85,08**
4	**12**	12	83	26	**A25H7L1200000**	**103,82**
4	**14**	12	83	26	**A25H7L1400000**	**124,07**
4	**16**	16	92	32	**A25H7L1600000**	**143,07**
4	**18**	16	92	32	**A25H7L1800000**	**154,85**
4	**20**	20	104	38	**A25H7L2000000**	**197,72**

Z	D	d2 (h6)	L	l	Code	Price
	mm.	mm.	mm.	mm.		€
5	**22**	20	104	38	**A25H7L2200000**	**236,05**
5	**25**	25	121	45	**A25H7L2500000**	**308,60**
5	**28**	25	121	45	**A25H7L2800000**	**354,57**
5	**30**	25	121	45	**A25H7L3000000**	**407,95**
6	**32**	32	133	53	**A25H7L3200000**	**452,80**

LATZ

25H.80
DIN 844K

Classic series HSSCo 8% | Z4-Z6 Type NR | Helix 30º

Design and technical specifications

Tolerance Ø	k 12
Other specifications	Shank under DIN 1835 B
Finish	No surface treatment, bright finish

4-6 Flutes with center cut for roughing

End mills with cylindrical shank

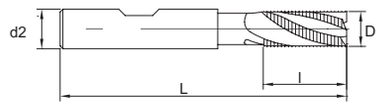

P	M	K	N	S	H
●	●	●			

Details and applications

For use in machining mild machining steels in for construction up to 600 N / mm2, non-alloy carbon steels and construction steels up to 850 N / mm2 steels for quenching up to 900 N / mm2 steels with corrosion resistance in and acids, stainless AISI 304, 1.4310 between 750 and 850 N / mm2 castings type GG-15, GG-20 up to 240 HB. Cutting conditions on page 78.

Z	D	d2 (h6)	L	l	Code	Price
	mm.	mm.	mm.	mm.		€
4	6	6	57	13	A25H800600000	41,96
4	7	10	66	16	A25H800700000	50,43
4	8	10	69	19	A25H800800000	43,81
4	9	10	69	19	A25H800900000	52,35
4	10	10	72	22	A25H801000000	43,44
4	11	12	79	22	A25H801100000	63,67
4	12	12	83	26	A25H801200000	52,47
4	13	12	83	26	A25H801300000	74,51
4	14	12	83	26	A25H801400000	60,92
4	15	12	83	26	A25H801500000	80,12
4	16	16	92	32	A25H801600000	72,27
4	17	16	92	32	A25H801700000	98,69

Z	D	d2 (h6)	L	l	Code	Price
	mm.	mm.	mm.	mm.		€
4	18	16	92	32	A25H801800000	78,80
4	20	20	104	38	A25H802000000	98,77
4	21	20	104	38	A25H802100000	149,34
5	22	20	104	38	A25H802200000	112,11
5	24	25	121	45	A25H802400000	141,21
5	25	25	121	45	A25H802500000	139,88
5	26	25	121	45	A25H802600000	161,99
5	28	25	121	45	A25H802800000	161,99
5	30	25	121	45	A25H803000000	174,02
6	32	32	133	53	A25H803200000	197,13
6	36	32	133	53	A25H803600000	233,65
6	40	32	143	63	A25H804000000	262,67

25H.83
DIN 844K

Classic series HSSCo 8% | Z4-Z6 Type NR | TiAlN Helix 30º

Design and technical specifications

Tolerance Ø	k 12
Other specifications	Shank under DIN 1835 B
Finish	TiAlN coated

4-6 Flutes with center cut for roughing

End mills with cylindrical shank

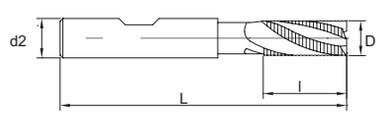

P	M	K	N	S	H
●	●	●			

Details and applications

For use in machining mild machining steels in for construction up to 600 N / mm2, non-alloy carbon steels and construction steels up to 850 N / mm2 steels for quenching up to 900 N / mm2 steels with corrosion resistance in and acids, stainless AISI 304, 1.4310 between 750 and 850 N / mm2 castings type GG-15, GG-20 up to 240 HB.. Cutting conditions on page 78.

Z	D	d2 (h6)	L	l	Code	Price
	mm.	mm.	mm.	mm.		€
4	6	6	57	13	A25H830600000	50,65
4	7	10	66	16	A25H830700000	60,46
4	8	10	69	19	A25H830800000	53,83
4	9	10	69	19	A25H830900000	63,39
4	10	10	72	22	A25H831000000	53,31
4	11	12	79	22	A25H831100000	76,37
4	12	12	83	26	A25H831200000	64,98
4	13	12	83	26	A25H831300000	88,18
4	14	12	83	26	A25H831400000	75,38
4	15	12	83	26	A25H831500000	97,02
4	16	16	92	32	A25H831600000	88,84
4	17	16	92	32	A25H831700000	117,41

Z	D	d2 (h6)	L	l	Code	Price
	mm.	mm.	mm.	mm.		€
4	18	16	92	32	A25H831800000	97,88
4	20	20	104	38	A25H832000000	119,55
4	21	20	104	38	A25H832100000	176,73
5	22	20	104	38	A25H832200000	144,93
5	24	25	121	45	A25H832400000	171,87
5	25	25	121	45	A25H832500000	170,88
5	26	25	121	45	A25H832600000	209,10
5	28	25	121	45	A25H832800000	208,55
5	30	25	121	45	A25H833000000	228,25
6	32	32	133	53	A25H833200000	245,49
6	36	32	133	53	A25H833600000	282,91
6	40	32	143	63	A25H834000000	327,58

25I.7L
DIN 844L

Optimus series HSSE-PM | Z4-Z6 Type NR | AlTiN Helix 30º

Design and technical specifications

Tolerance Ø	k 12
Other specifications	Shank under DIN 1835 B
Finish	AlTiN coated

4-6 Flutes with center cut for roughing. Extra length series

End mills with cylindrical shank

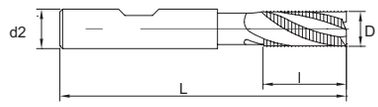

P	M	K	N	S	H
●	●	●			

Details and applications

For use in machining mild machining steels in for construction up to 600 N / mm2, non-alloy carbon steels and construction steels up to 850 N / mm2 steels for quenching up to 900 N / mm2 steels with corrosion resistance in and acids, stainless AISI 304, 1.4310 between 750 and 850 N / mm2 castings type GG-15, GG-20 up to 240 HB. Cutting conditions on page 78.

Z	D	d2 (h6)	L	l	Code	Price
	mm.	mm.	mm.	mm.		€
4	**6**	6	68	24	**A25I7L0600000**	**79,37**
4	**8**	10	88	38	**A25I7L0800000**	**84,80**
4	**10**	10	95	45	**A25I7L1000000**	**79,01**
4	**12**	12	110	53	**A25I7L1200000**	**97,51**
4	**14**	14	110	53	**A25I7L1400000**	**121,88**
4	**16**	16	123	63	**A25I7L1600000**	**138,58**

Z	D	d2 (h6)	L	l	Code	Price
	mm.	mm.	mm.	mm.		€
4	**18**	16	123	63	**A25I7L1800000**	**159,52**
4	**20**	20	141	75	**A25I7L2000000**	**202,75**
5	**25**	25	166	90	**A25I7L2500000**	**324,41**
6	**32**	32	186	106	**A25I7L3200000**	**552,43**

25I.80
DIN 844L

Classic series HSSCo 8% | Z4-Z6 Type NR | Helix 30º

Design and technical specifications

Tolerance Ø	k 12
Other specifications	Shank under DIN 1835 B
Finish	No surface treatment, bright finish

4-6 Flutes with center cut for roughing. Extra length series

End mills with cylindrical shank

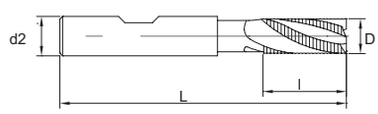

P	M	K	N	S	H
●	●	●			

Details and applications

For use in machining mild machining steels in for construction up to 600 N / mm2, non-alloy carbon steels and construction steels up to 850 N / mm2 steels for quenching up to 900 N / mm2 steels with corrosion resistance in and acids, stainless AISI 304, 1.4310 between 750 and 850 N / mm2 castings type GG-15, GG-20 up to 240 HB. Cutting conditions on page 78.

Z	D	d2 (h6)	L	l	Code	Price
	mm.	mm.	mm.	mm.		€
4	**6**	6	68	24	**A25I800600000**	**59,46**
4	**7**	10	80	30	**A25I800700000**	**67,45**
4	**8**	10	88	38	**A25I800800000**	**61,52**
4	**9**	10	88	38	**A25I800900000**	**67,45**
4	**10**	10	95	45	**A25I801000000**	**53,55**
4	**11**	12	102	45	**A25I801100000**	**87,66**
4	**12**	12	110	53	**A25I801200000**	**66,17**
4	**14**	12	110	53	**A25I801400000**	**76,45**
4	**15**	12	110	53	**A25I801500000**	**104,49**
4	**16**	16	123	63	**A25I801600000**	**89,49**
4	**18**	16	123	63	**A25I801800000**	**103,04**
4	**20**	20	141	75	**A25I802000000**	**127,22**

Z	D	d2 (h6)	L	l	Code	Price
	mm.	mm.	mm.	mm.		€
5	**22**	20	141	75	**A25I802200000**	**189,93**
5	**24**	25	166	90	**A25I802400000**	**232,16**
5	**25**	25	166	90	**A25I802500000**	**227,61**
5	**26**	25	166	90	**A25I802600000**	**289,38**
5	**28**	25	166	90	**A25I802800000**	**292,60**
5	**30**	25	166	90	**A25I803000000**	**341,39**
6	**32**	32	186	106	**A25I803200000**	**384,19**
6	**36**	32	186	106	**A25I803600000**	**441,63**
6	**40**	32	205	125	**A25I804000000**	**552,99**

25I.83
DIN 844L

Classic series HSSCo 8% | Z4-Z6 Type NR | TiAlN Helix 30º

Design and technical specifications

Tolerance Ø	k 12
Other specifications	Shank under DIN 1835 B
Finish	TiAlN coated

4-6 Flutes with center cut for roughing. Extra length series

End mills with cylindrical shank

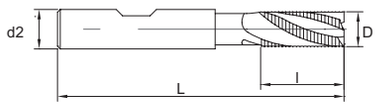

P	M	K	N	S	H
●	●	●			

Details and applications

For use in machining mild machining steels in for construction up to 600 N / mm2, non-alloy carbon steels and construction steels up to 850 N / mm2 steels for quenching up to 900 N / mm2 steels with corrosion resistance in and acids, stainless AISI 304, 1.4310 between 750 and 850 N / mm2 castings type GG-15, GG-20 up to 240 HB.. Cutting conditions on page 78.

Z	D	d2 (h6)	L	l	Code	Price
	mm.	mm.	mm.	mm.		€
4	**6**	6	68	24	**A25I830600000**	**67,57**
4	**7**	10	80	30	**A25I830700000**	**76,84**
4	**8**	10	88	38	**A25I830800000**	**71,11**
4	**9**	10	88	38	**A25I830900000**	**77,93**
4	**10**	10	95	45	**A25I831000000**	**66,22**
4	**11**	12	102	45	**A25I831100000**	**100,46**
4	**12**	12	110	53	**A25I831200000**	**80,06**
4	**14**	12	110	53	**A25I831400000**	**90,45**
4	**15**	12	110	53	**A25I831500000**	**124,07**
4	**16**	16	123	63	**A25I831600000**	**109,74**

Z	D	d2 (h6)	L	l	Code	Price
	mm.	mm.	mm.	mm.		€
4	**18**	16	123	63	**A25I831800000**	**128,32**
4	**20**	20	141	75	**A25I832000000**	**151,28**
5	**22**	20	141	75	**A25I832200000**	**218,62**
5	**24**	25	166	90	**A25I832400000**	**263,55**
5	**25**	25	166	90	**A25I832500000**	**260,30**
5	**26**	25	166	90	**A25I832600000**	**323,31**
5	**28**	25	166	90	**A25I832800000**	**329,23**
5	**30**	25	166	90	**A25I833000000**	**380,58**
6	**32**	32	186	106	**A25I833200000**	**425,98**
6	**36**	32	186	106	**A25I833600000**	**488,60**
6	**40**	32	205	125	**A25I834000000**	**605,25**

25J.80
LATZ NORM

Classic series HSSCo 8% | Z6-Z8 Type NR | Helix 30º

Design and technical specifications

Tolerancia ø	k 10
Other specifications	Shank under DIN 1835 B
Finish	No surface treatment, bright finish

6-8 Flutes without center cut for roughing

End mills with cylindrical shank

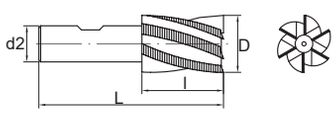

P	M	K	N	S	H
●	●		●		

Details and applications

For use in machining, easy to machine, mild steels in construction up to 600 N / mm2, non-alloy carbon steels and construction steels up to 850 N / mm2, low alloy tool steels up to 1100 N / mm2, steels For quenching up to 900 N / mm2 steels with resistance to corrosion in and acids, stainless AISI 304, 1.4310 between 750 and 850 N / mm2, copper-zinc and copper-titanium alloys up to 850 N / mm2. Cutting conditions on page 78.

Z	D	d2 (h6)	L	l	Code	Price
	mm.	mm.	mm.	mm.		€
6	**30**	20	90	30	**A25J803000000**	**202,36**
6	**35**	20	90	30	**A25J803500000**	**232,26**
8	**40**	25	95	32	**A25J804000000**	**289,45**
8	**50**	32	100	36	**A25J805000000**	**459,85**

25R.80
DIN 844K

Classic series HSSCo 8% | Z4-Z6 Type NR-F | Helix 30º

Design and technical specifications

Tolerance Ø	k 12
Other specifications	Shank under DIN 1835 B
Finish	No surface treatment, bright finish

4-6 Flutes with center cut for fine roughing

End mills with cylindrical shank

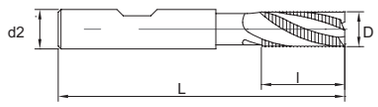

P	M	K	N	S	H
●	●	●			

Details and applications

For use in machining mild machining steels in construction up to 600 N / mm2, non-alloy carbon steels and construction steels up to 850 N / mm2 tempering steels up to 900 N / mm2, alloy tool steels up to 1,100 N / mm2, steels with corrosion resistance in and acids, stainless type AISI 304, 1.4310 between 750 and 850 N / mm2 castings type GG-15, GG-20 up to 240 HB.. Cutting conditions on page 78.

Z	D	d2 (h6)	L	l	Code	Price
	mm.	mm.	mm.	mm.		€
4	6	6	57	13	A25R800600000	45,68
4	7	10	66	16	A25R800700000	54,49
4	8	10	69	19	A25R800800000	47,68
4	9	10	69	19	A25R800900000	56,59
4	10	10	72	22	A25R801000000	47,65
4	11	12	79	22	A25R801100000	69,81
4	12	12	83	26	A25R801200000	57,10
4	13	12	83	26	A25R801300000	81,13
4	14	12	83	26	A25R801400000	66,80
4	15	12	83	26	A25R801500000	87,81

Z	D	d2 (h6)	L	l	Code	Price
	mm.	mm.	mm.	mm.		€
4	16	16	92	32	A25R801600000	76,51
4	17	16	92	32	A25R801700000	107,54
4	18	16	92	32	A25R801800000	86,38
4	20	20	104	38	A25R802000000	108,27
5	22	20	104	38	A25R802200000	158,43
5	24	25	121	45	A25R802400000	197,74
5	25	25	121	45	A25R802500000	155,14
5	26	25	121	45	A25R802600000	246,38
5	28	25	121	45	A25R802800000	176,31
5	30	25	121	45	A25R803000000	213,41
6	32	32	133	53	A25R803200000	214,59

260.80
DIN 844K

Classic series HSSCo 8% | Z4-Z6 Type N | Helix 40º

Design and technical specifications

Tolerance Ø	k 10
Other specifications	Shank under DIN 1835 B
Finish	No surface treatment, bright finish

4-6 Flutes for finishing

End mills with cylindrical shank

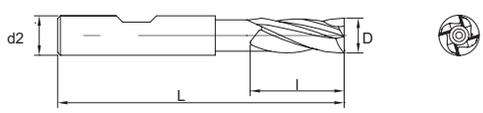

P	M	K	N	S	H
●					

Details and applications

For use in machining mild machining steels in construction up to 600 N / mm^2, non-alloy carbon steels and construction steels up to 850 N / mm^2, low alloy tool steels up to 1100 N / mm^2, steels for quenching up to 900 N / mm^2, alloy tool steels up to 1100 N / mm^2. Cutting conditions on page 78.

Z	D	d2 (h6)	L	l	Code	Price
	mm.	mm.	mm.	mm.		€
4	6	6	57	13	A260800600000	15,39
4	7	10	66	16	A260800700000	22,61
4	8	10	69	19	A260800800000	17,37
4	9	10	69	19	A260800900000	23,63
4	10	10	72	22	A260801000000	21,42
4	11	12	79	22	A260801100000	29,56
4	12	12	83	26	A260801200000	25,56
4	13	12	83	26	A260801300000	38,16
4	14	12	83	26	A260801400000	35,87
4	15	12	83	26	A260801500000	40,95
4	16	16	92	32	A260801600000	39,95
4	17	16	92	32	A260801700000	49,45

Z	D	d2 (h6)	L	l	Code	Price
	mm.	mm.	mm.	mm.		€
4	18	16	92	32	A260801800000	49,24
4	19	16	92	32	A260801900000	57,92
4	20	20	104	38	A260802000000	57,92
5	22	20	104	38	A260802200000	80,40
5	24	25	121	45	A260802400000	99,90
5	25	25	121	45	A260802500000	99,90
5	28	25	121	45	A260802800000	124,88
6	30	25	121	45	A260803000000	143,96
6	32	32	133	53	A260803200000	147,66
6	36	32	133	53	A260803600000	194,81

LATZ

260.83 DIN 844K

Classic series HSSCo 8% | Z4-Z6 Type N | TiAlN Helix 40º

4-6 Flutes for finishing

End mills with cylindrical shank

Design and technical specifications

Tolerance Ø	k 10
Other specifications	Shank under DIN 1835 B
Finish	TiAlN coated

P	M	K	N	S	H
●					

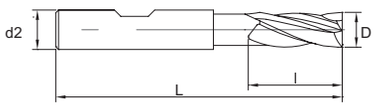

Details and applications

For use in machining mild machining steels in construction up to 600 N / mm², non-alloy carbon steels and construction steels up to 850 N / mm², low alloy tool steels up to 1100 N / mm², steels for quenching up to 900 N / mm², alloy tool steels up to 1100 N / mm².Cutting conditions on page 78.

Z	D	d2 (h6)	L	l	Code	Price
	mm.	mm.	mm.	mm.		€
4	6	6	57	13	A260830600000	24,85
4	7	10	66	16	A260830700000	33,20
4	8	10	69	19	A260830800000	28,15
4	9	10	69	19	A260830900000	35,27
4	10	10	72	22	A260831000000	33,23
4	11	12	79	22	A260831100000	42,87
4	12	12	83	26	A260831200000	38,56
4	13	12	83	26	A260831300000	52,54
4	14	12	83	26	A260831400000	50,53
4	15	12	83	26	A260831500000	58,20
4	16	16	92	32	A260831600000	57,25
4	17	16	92	32	A260831700000	68,45

Z	D	d2 (h6)	L	l	Code	Price
	mm.	mm.	mm.	mm.		€
4	18	16	92	32	A260831800000	68,45
4	19	16	92	32	A260831900000	78,53
4	20	20	104	38	A260832000000	78,53
5	22	20	104	38	A260832200000	108,70
5	24	25	121	45	A260832400000	127,76
5	25	25	121	45	A260832500000	127,76
5	28	25	121	45	A260832800000	165,88
6	30	25	121	45	A260833000000	184,95
6	32	32	133	53	A260833200000	189,28
6	36	32	133	53	A260833600000	236,99
6	40	32	143	63	A260834000000	290,82

261.80 DIN 844K

Classic series HSSCo 8% | Z3 Type N | Helix 40º

3 Flutes for finishing

End mills with cylindrical shank

Design and technical specifications

Tolerance Ø	k 10
Other specifications	Shank under DIN 1835 B
Finish	Without treatment

P	M	K	N	S	H
●	●	●		●	

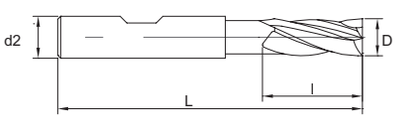

Details and applications

For use in machining mild machining steels in construction up to 600 N / mm², non-alloy carbon steels and construction steels up to 850 N / mm², low alloy tool steels up to 1100 N / mm², titanium and titanium alloy up to 1250 N / mm². Cutting conditions on page 80.

Z	D	d2 (h6)	L	l	Code	Price
	mm.	mm.	mm.	mm.		€
3	2	6	51	7	A261800200000	21,96
3	2,5	6	52	8	A261800250000	21,96
3	3	6	52	8	A261800300000	21,96
3	3,5	6	54	10	A261800350000	21,96
3	4	6	55	11	A261800400000	19,95
3	4,5	6	55	11	A261800450000	21,96
3	5	6	57	13	A261800500000	19,95
3	5,5	6	57	13	A261800550000	23,56
3	6	6	57	13	A261800600000	19,95
3	6,5	10	66	16	A261800650000	25,52
3	7	10	66	16	A261800700000	25,57
3	7,5	10	66	16	A261800750000	29,19
3	8	10	69	19	A261800800000	25,57
3	9	10	69	19	A261800900000	29,87

Z	D	d2 (h6)	L	l	Code	Price
	mm.	mm.	mm.	mm.		€
3	10	10	72	22	A261801000000	29,87
3	11	12	79	22	A261801100000	35,74
3	12	12	83	26	A261801200000	35,74
3	13	12	83	26	A261801300000	41,93
3	14	12	83	26	A261801400000	41,93
3	15	12	83	26	A261801500000	49,84
3	16	16	92	32	A261801600000	49,84
3	17	16	92	32	A261801700000	61,44
3	18	16	92	32	A261801800000	61,44
3	19	16	92	32	A261801900000	76,54
3	20	20	104	38	A261802000000	76,59
3	22	20	104	38	A261802200000	119,26
3	25	25	121	45	A261802500000	163,81
3	28	25	121	45	A261802800000	202,04
3	32	32	133	53	A261803200000	265,04

261.83 DIN 844K

Classic series HSSCo 8% | Z3 Type N | TiAlN Helix 40º

3 Flutes for finishing

End mills with cylindrical shank

Design and technical specifications

Tolerance Ø	k 10
Other specifications	Shank under DIN 1835 B
Finish	TiAlN coated

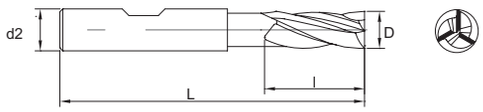

P	M	K	N	S	H
●	●	●		●	

Details and applications

For use in machining mild machining steels in construction up to 600 N / mm², non-alloy carbon steels and construction steels up to 850 N / mm², low alloy tool steels up to 1100 N / mm², titanium and titanium alloy up to 1250 N / mm².. Cutting conditions on page 80.

Z	D	d2 (h6)	L	l	Code	Price
	mm.	mm.	mm.	mm.		€
3	2	6	51	7	A261830200000	24,59
3	2,5	6	52	8	A261830250000	25,20
3	3	6	52	8	A261830300000	25,82
3	3,5	6	54	10	A261830350000	26,51
3	4	6	55	11	A261830400000	25,13
3	4,5	6	55	11	A261830450000	27,81
3	5	6	57	13	A261830500000	26,46
3	5,5	6	57	13	A261830550000	30,68
3	6	6	57	13	A261830600000	27,76
3	6,5	10	66	16	A261830650000	33,93
3	7	10	66	16	A261830700000	34,62
3	7,5	10	66	16	A261830750000	38,92
3	8	10	69	19	A261830800000	36,06
3	9	10	69	19	A261830900000	41,68

Z	D	d2 (h6)	L	l	Code	Price
	mm.	mm.	mm.	mm.		€
3	10	10	72	22	A261831000000	42,97
3	11	12	79	22	A261831100000	50,16
3	12	12	83	26	A261831200000	51,46
3	13	12	83	26	A261831300000	58,88
3	14	12	83	26	A261831400000	60,20
3	15	12	83	26	A261831500000	69,43
3	16	16	92	32	A261831600000	70,67
3	17	16	92	32	A261831700000	83,66
3	18	16	92	32	A261831800000	84,95
3	19	16	92	32	A261831900000	101,37
3	20	20	104	38	A261832000000	102,67
3	22	20	104	38	A261832200000	147,90
3	25	25	121	45	A261832500000	196,43
3	28	25	121	45	A261832800000	238,61
3	32	32	133	53	A261833200000	306,83

264.80 DIN 844K

Classic series HSSCo 8% | Z3-Z6 Type N | Helix 40º

3-6 Flutes with center cut for finishing

End mills with cylindrical shank

Design and technical specifications

Tolerance Ø	k 10
Other specifications	Shank under DIN 1835 B
Finish	No surface treatment, bright finish

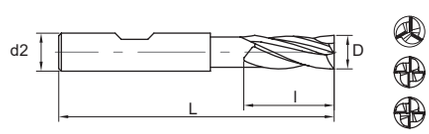

P	M	K	N	S	H
●		●		●	

Details and applications

For use in machining easy machining mild steels for construction up to 600 N / mm2, non-alloy carbon steels and construction steels up to 850 N / mm2, low alloy tool steel[s] up to 1100 N / mm2, quenching steels up to 900 N / mm2, al[l]oy tool steels up to 1100 N / mm2, c[a]st iron type GG-15, GG-20 up to 240 HB, aleaciones de cromo y níquel hasta 1500 N/mm². Cutting conditions on page 80.

Z	D	d2 (h6)	L	l	Code	Price
	mm.	mm.	mm.	mm.		€
3	2	6	51	7	A264800200000	16,39
3	2,5	6	52	8	A264800250000	16,39
4	3	6	52	8	A264800300000	16,39
4	3,5	6	54	10	A264800350000	16,88
4	4	6	55	11	A264800400000	16,39
4	4,5	6	55	11	A264800450000	18,02
4	5	6	57	13	A264800500000	16,39
4	5,5	6	57	13	A264800550000	26,21

Z	D	d2 (h6)	L	l	Code	Price
	mm.	mm.	mm.	mm.		€
4	6	6	57	13	A264800600000	17,10
4	6,5	10	66	16	A264800650000	26,13
4	7	10	66	16	A264800700000	24,02
4	7,5	10	66	16	A264800750000	30,96
4	8	10	69	19	A264800800000	21,15
4	8,5	10	69	19	A264800850000	32,29
4	9	10	69	19	A264800900000	26,68
4	9,5	10	69	19	A264800950000	34,16

Z	D	d2 (h6)	L	l	Code	Price
	mm.	mm.	mm.	mm.		€
4	10	10	72	22	A264801000000	23,14
4	11	12	79	22	A264801100000	32,17
4	12	12	83	26	A264801200000	29,19
4	13	12	83	26	A264801300000	41,17
4	14	12	83	26	A264801400000	38,86
4	15	12	83	26	A264801500000	44,38
4	16	16	92	32	A264801600000	43,31
4	17	16	92	32	A264801700000	53,98

Z	D	d2 (h6)	L	l	Code	Price
	mm.	mm.	mm.	mm.		€
4	18	16	92	32	A264801800000	53,33
4	19	16	92	32	A264801900000	63,19
4	20	20	104	38	A264802000000	62,47
4	22	20	104	38	A264802200000	86,70
5	24	25	121	45	A264802400000	108,99
5	25	25	121	45	A264802500000	104,19
5	28	25	121	45	A264802800000	127,03
5	30	25	121	45	A264803000000	149,83
6	32	32	133	53	A264803200000	151,39

264.83
DIN 844K

Classic series HSSCo 8% | Z3-Z6 Type N | TiAlN Helix 40º

3-6 Flutes with center cut for finishing

End mills with cylindrical shank

Design and technical specifications

Tolerance Ø	k 10
Other specifications	Shank under DIN 1835 B
Finish	TiAlN coated

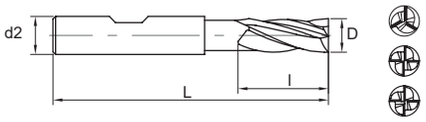

P	M	K	N	S	H
●		●		●	

Details and applications

For use in machining easy machining mild steels for construction up to 600 N / mm2, non-alloy carbon steels and construction steels up to 850 N / mm2, low alloy tool steel[5] up to 1100 N / mm2, quenching steels up to 900 N / mm2, al'oy tool steels up to 1100 N / mm2, c[a]st iron type GG-15, GG-20 up to 240 HB, aleaciones de cromo y níquel hasta 1500 N/mm[2]. Cutting conditions on page 80.

Z	D	d2 (h6)	L	l	Code	Price
	mm.	mm.	mm.	mm.		€
3	2	6	51	7	A264830200000	25,79
3	2,5	6	52	8	A264830250000	25,79
4	3	6	52	8	A264830300000	25,79
4	3,5	6	54	10	A264830350000	26,26
4	4	6	55	11	A264830400000	25,79
4	4,5	6	55	11	A264830450000	27,23
4	5	6	57	13	A264830500000	25,79
4	5,5	6	57	13	A264830550000	35,36
4	6	6	57	13	A264830600000	26,58
4	6,5	10	66	16	A264830650000	36,80
4	7	10	66	16	A264830700000	34,73
4	7,5	10	66	16	A264830750000	41,33
4	8	10	69	19	A264830800000	32,19
4	8,5	10	69	19	A264830850000	43,72
4	9	10	69	19	A264830900000	38,47
4	9,5	10	69	19	A264830950000	45,47
4	10	10	72	22	A264831000000	34,94
4	11	12	79	22	A264831100000	45,45

Z	D	d2 (h6)	L	l	Code	Price
	mm.	mm.	mm.	mm.		€
4	12	12	83	26	A264831200000	40,38
4	13	12	83	26	A264831300000	56,16
4	14	12	83	26	A264831400000	54,79
4	15	12	83	26	A264831500000	61,22
4	16	16	92	32	A264831600000	61,08
4	17	16	92	32	A264831700000	73,13
4	18	16	92	32	A264831800000	74,28
4	19	16	92	32	A264831900000	84,05
4	20	20	104	38	A264832000000	84,05
4	22	20	104	38	A264832200000	116,53
5	24	25	121	45	A264832400000	137,30
5	25	25	121	45	A264832500000	136,66
5	28	25	121	45	A264832800000	171,96
5	30	25	121	45	A264833000000	193,72
6	32	32	133	53	A264833200000	198,19

269.80
DIN 844L

Classic series HSSCo 8% | Z4-Z6 Type N | Helix 40º

Design and technical specifications

Tolerance Ø	k 10
Other specifications	Shank under DIN 1835 B
Finish	No surface treatment, bright finish

4-6 Flutes for finishing. Extra length series

End mills with cylindrical shank

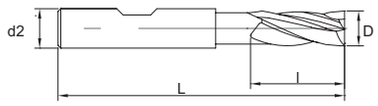

P	M	K	N	S	H
●		●		●	

Details and applications

For use in machining mild machining steels in construction up to 600 N / mm2, non-alloy carbon steels and construction steels up to 850 N / mm2, low alloy tool steels up to 1100 N / mm2, steels for quenching up to 900 N / mm2, alloy tool steels up to 1100 N / mm2. Cutting conditions on page 80.

Z	D	d2 (h6)	L	l	Code	Price
	mm.	mm.	mm.	mm.		€
4	**3**	6	56	12	**A269800300000**	**20,00**
4	**4**	6	63	19	**A269800400000**	**20,00**
4	**5**	6	68	24	**A269800500000**	**20,00**
4	**6**	6	68	24	**A269800600000**	**20,00**
4	**7**	10	80	30	**A269800700000**	**30,37**
4	**8**	10	88	38	**A269800800000**	**27,57**
4	**9**	10	88	38	**A269800900000**	**31,41**
4	**10**	10	95	45	**A269801000000**	**27,69**
4	**12**	12	110	53	**A269801200000**	**36,24**
4	**14**	12	110	53	**A269801400000**	**47,42**
4	**16**	16	123	63	**A269801600000**	**51,85**
4	**18**	16	123	63	**A269801800000**	**63,33**

Z	D	d2 (h6)	L	l	Code	Price
	mm.	mm.	mm.	mm.		€
4	**20**	20	141	75	**A269802000000**	**74,16**
5	**22**	20	141	75	**A269802200000**	**102,86**
5	**24**	25	166	90	**A269802400000**	**148,53**
5	**25**	25	166	90	**A269802500000**	**136,36**
5	**28**	25	166	90	**A269802800000**	**152,52**
5	**30**	25	166	90	**A269803000000**	**172,16**
6	**32**	32	186	106	**A269803200000**	**173,56**

269.83
DIN 844L

Classic series HSSCo 8% | Z4-Z6 Type N | TiAlN Helix 40º

Design and technical specifications

Tolerance Ø	k 10
Other specifications	Shank under DIN 1835 B
Finish	TiAlN coated

4-6 Flutes for finishing. Extra length series

End mills with cylindrical shank

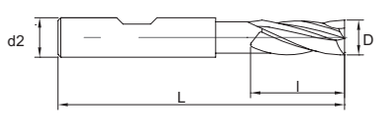

P	M	K	N	S	H
●		●		●	

Details and applications

For use in machining mild machining steels in construction up to 600 N / mm2, non-alloy carbon steels and construction steels up to 850 N / mm2, low alloy tool steels up to 1100 N / mm2, steels for quenching up to 900 N / mm2, alloy tool steels up to 1100 N / mm2. Cutting conditions on page 80.

Z	D	d2 (h6)	L	l	Code	Price
	mm.	mm.	mm.	mm.		€
4	**3**	6	56	12	**A269830300000**	**29,30**
4	**4**	6	63	19	**A269830400000**	**29,30**
4	**5**	6	68	24	**A269830500000**	**29,30**
4	**6**	6	68	24	**A269830600000**	**29,30**
4	**7**	10	80	30	**A269830700000**	**40,73**
4	**8**	10	88	38	**A269830800000**	**36,71**
4	**9**	10	88	38	**A269830900000**	**42,81**
4	**10**	10	95	45	**A269831000000**	**40,51**
4	**12**	12	110	53	**A269831200000**	**50,72**
4	**14**	12	110	53	**A269831400000**	**61,83**

Z	D	d2 (h6)	L	l	Code	Price
	mm.	mm.	mm.	mm.		€
4	**16**	16	123	63	**A269831600000**	**72,73**
4	**18**	16	123	63	**A269831800000**	**86,58**
4	**20**	20	141	75	**A269832000000**	**100,02**
5	**22**	20	141	75	**A269832200000**	**131,83**
5	**24**	25	166	90	**A269832400000**	**179,90**
5	**25**	25	166	90	**A269832500000**	**168,36**
5	**28**	25	166	90	**A269832800000**	**200,26**
5	**30**	25	166	90	**A269833000000**	**220,02**
6	**32**	32	186	106	**A269833200000**	**221,58**

LATZ

26C.80
LATZ NORM

Classic series HSSCo 8% | Z3 Type N | Helix 30º

3 Flutes with center cut for d >2,5 for finishing

End mills with cylindrical shank

Design and technical specifications

Tolerance Ø	e 8
Other specifications	Shank under DIN 1835 B
Finish	No surface treatment, bright finish

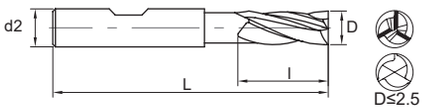

P	M	K	N	S	H
●	●	●			

Details and applications

For use in machining mild machining steels in construction up to 600 N / mm2, non-alloy carbon steels and construction steels up to 850 N / mm2, low alloy tool steels up to 1100 N / mm2, steels for quenching up to 900 N / mm2, alloy tool steels up to 1100 N / mm2, tool steels and treated from 1100 N / mm2 corrosion and acid resistance steels, stainless type AISI 304, 1.4310 between 750 and 850 N / mm2 castings type GG-15, GG-20 up to 240 HB, castings type GG-30 greater than 240 HB. Cutting conditions on page 82.

Z	D	d2 (h6)	L	l	Code	Price
	mm.	mm.	mm.	mm.		€
3	1	6	33	2	A26C800100000	15,75
3	1,5	6	34	3	A26C800150000	15,75
3	1,8	6	34	3	A26C800180000	13,53
3	2	6	35	4	A26C800200000	15,73
3	2,3	6	35	4	A26C800230000	13,53
3	2,5	6	36	5	A26C800250000	15,73
3	2,8	6	36	5	A26C800280000	13,53
3	3	6	36	5	A26C800300000	15,73
3	3,3	6	37	6	A26C800330000	13,53
3	3,5	6	37	6	A26C800350000	15,73
3	3,8	6	38	7	A26C800380000	13,53
3	4	6	38	7	A26C800400000	15,73
3	4,3	6	38	7	A26C800430000	13,53
3	4,5	6	38	7	A26C800450000	15,73

Z	D	d2 (h6)	L	l	Code	Price
	mm.	mm.	mm.	mm.		€
3	4,8	6	39	8	A26C800480000	13,53
3	5	6	39	8	A26C800500000	15,73
3	5,3	6	39	8	A26C800530000	13,53
3	5,5	6	39	8	A26C800550000	15,73
3	5,7	6	39	8	A26C800570000	13,53
3	6	6	39	8	A26C800600000	15,73
3	6,5	8	42	10	A26C800650000	21,62
3	7	8	42	10	A26C800700000	21,62
3	7,5	8	42	10	A26C800750000	21,62
3	8	8	43	11	A26C800800000	21,62
3	8,5	10	48	11	A26C800850000	24,78
3	9	10	48	11	A26C800900000	24,78
3	9,5	10	48	11	A26C800950000	24,78
3	10	10	48	11	A26C801000000	24,78

26D.80
LATZ NORM

Classic series HSSCo 8% | Z3 Type N | Helix 30º

3 Flutes with center cut for d >2,5 for finishing. Extra length series

End mills with cylindrical shank

Design and technical specifications

Tolerance Ø	e 8
Other specifications	Shank under DIN 1835 B
Finish	No surface treatment, bright finish

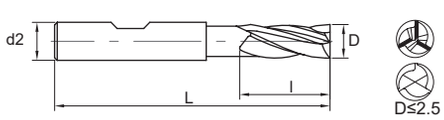

P	M	K	N	S	H
●	●	●			

Details and applications

For use in machining mild machining steels in construction up to 600 N / mm2, non-alloy carbon steels and construction steels up to 850 N / mm2, low alloy tool steels up to 1100 N / mm2, steels for quenching up to 900 N / mm2, alloy tool steels up to 1100 N / mm2, tool steels and treated from 1100 N / mm2 corrosion and acid resistance steels, stainless type AISI 304, 1.4310 between 750 and 850 N / mm2 castings type GG-15, GG-20 up to 240 HB, castings type GG-30 greater than 240 HB.. Cutting conditions on page 82.

Z	D	d2 (h6)	L	l	Code	Price
	mm.	mm.	mm.	mm.		€
3	1,5	10	36	5	A26D800150000	13,53
3	2	6	38	7	A26D800200000	17,09

Z	D	d2 (h6)	L	l	Code	Price
	mm.	mm.	mm.	mm.		€
3	2,5	6	39	8	A26D800250000	17,09
3	3	6	39	8	A26D800300000	17,09

Z	D	d2 (h6)	L	l	Code	Price
	mm.	mm.	mm.	mm.		€
3	3,5	6	41	10	A26D800350000	17,09
3	4	6	42	10	A26D800400000	17,09
3	4,5	6	42	11	A26D800450000	17,09
3	5	6	44	11	A26D800500000	17,09
3	5,5	6	44	13	A26D800550000	17,09
3	6	6	44	13	A26D800600000	17,09
3	6,5	8	48	13	A26D800650000	23,51
3	7	8	48	16	A26D800700000	23,51

Z	D	d2 (h6)	L	l	Code	Price
	mm.	mm.	mm.	mm.		€
3	7,5	8	48	16	A26D800750000	18,28
3	8	8	51	19	A26D800800000	23,51
3	8,5	10	56	19	A26D800850000	26,88
3	9	10	56	19	A26D800900000	26,88
3	9,5	10	56	19	A26D800950000	22,82
3	10	10	59	22	A26D801000000	26,88

26E.7L
DIN 327K

Optimus series HSSE-PM | Z2 Type N | AlTiN Helix 25°

2 Flutes with center cut for finishing

End mills with cylindrical shank

Design and technical specifications

Tolerance Ø	e 8
Other specifications	Shank under DIN 1835 B
Finish	AlTiN coated

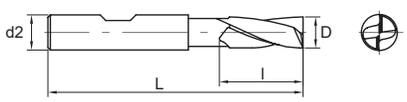

P	M	K	N	S	H
●	●	●			

Details and applications

For use in machining mild machining steels in construction up to 600 N / mm2, non-alloy carbon steels and construction steels up to 850 N / mm2, low alloy tool steels up to 1100 N / mm2, steels for quenching up to 900 N / mm2, alloy tool steels up to 1100 N / mm2, tool steels and treated from 1100 N / mm2 corrosion and acid resistance steels, stainless type AISI 304, 1.4310 between 750 and 850 N / mm2 castings type GG-15, GG-20 up to 240 type GG-30 greater than 240 HB.Cutting conditions on page 82.

Z	D	d2 (h6)	L	l	Code	Price
	mm.	mm.	mm.	mm.		€
2	2	6	48	4	A26E7L0200000	28,76
2	3	6	49	5	A26E7L0300000	28,76
2	4	4	51	7	A26E7L0400000	28,71
2	5	5	52	8	A26E7L0500000	28,71
2	6	6	52	8	A26E7L0600000	28,71
2	7	10	60	10	A26E7L0700000	39,89
2	8	10	61	11	A26E7L0800000	39,89
2	9	10	61	11	A26E7L0900000	43,10
2	10	10	63	13	A26E7L1000000	40,46
2	12	12	73	16	A26E7L1200000	51,19

Z	D	d2 (h6)	L	l	Code	Price
	mm.	mm.	mm.	mm.		€
2	14	12	73	16	A26E7L1400000	60,14
2	16	16	79	19	A26E7L1600000	72,64
2	18	16	79	19	A26E7L1800000	87,05
2	20	20	88	22	A26E7L2000000	109,44
2	22	20	88	22	A26E7L2200000	146,18
2	25	25	102	26	A26E7L2500000	176,13
2	28	25	102	26	A26E7L2800000	204,35

LATZ

26G.80
DIN 327K

Classic series HSSCo 8%

Z2 Type N

Helix 25°

2 Flutes with center cut for finishing

End mills with cylindrical shank

Design and technical specifications

Tolerance Ø	e 8
Other specifications	Shank under DIN 1835 B
Finish	No surface treatment, bright finish

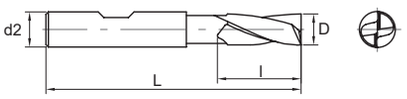

P	M	K	N	S	H
●	●	●			

Details and applications

For use in machining mild machining steels in construction up to 600 N / mm2, non-alloy carbon steels and construction steels up to 850 N / mm2, low alloy tool steels up to 1100 N / mm2, steels for quenching up to 900 N / mm2, alloyed tool steels up to 1100 N / mm2, steels with resistance to corrosion in and acids, stainless AISI 304, 1.4310 between 750 and 850 N / mm2 castings type GG-15, GG- 20 to 240 type GG-30 over 240 HB . Cutting conditions on page 82.

Z	D	d2 (h6)	L	l	Code	Price
	mm.	mm.	mm.	mm.		€
2	1	6	47	3	A26G800100000	21,52
2	1,5	6	47	3	A26G800150000	21,52
2	2	6	48	4	A26G800200000	14,87
2	2,5	6	49	5	A26G800250000	14,87
2	2,8	6	49	5	A26G800280000	19,02
2	3	6	50	5	A26G800300000	14,87
2	3,5	6	50	6	A26G800350000	16,15
2	3,8	6	51	7	A26G800380000	19,02
2	4	6	51	7	A26G800400000	14,87
2	4,5	6	51	7	A26G800450000	17,77
2	4,8	6	52	8	A26G800480000	17,03
2	5	6	52	8	A26G800500000	14,87
2	5,5	6	52	8	A26G800550000	18,38
2	5,75	6	52	8	A26G800575000	17,09
2	6	6	52	8	A26G800600000	14,87
2	6,5	10	60	10	A26G800650000	24,03
2	7	10	61	10	A26G800700000	23,32
2	7,5	10	61	10	A26G800750000	23,12
2	7,75	10	61	11	A26G800775000	22,90
2	8	10	61	11	A26G800800000	19,21
2	8,5	10	61	11	A26G800850000	25,97
2	9	10	63	11	A26G800900000	23,75
2	9,5	10	63	11	A26G800950000	25,40
2	9,7	10	63	13	A26G800970000	27,95
2	10	10	63	13	A26G801000000	19,10
2	10,5	12	70	13	A26G801050000	30,08

Z	D	d2 (h6)	L	l	Code	Price
	mm.	mm.	mm.	mm.		€
2	11	12	70	13	A26G801100000	28,97
2	11,5	12	70	13	A26G801150000	32,88
2	11,7	12	70	13	A26G801170000	32,88
2	12	12	73	16	A26G801200000	25,56
2	12,5	12	73	16	A26G801250000	40,43
2	13	12	73	16	A26G801300000	37,28
2	13,5	12	73	16	A26G801350000	34,37
2	14	12	73	16	A26G801400000	37,28
2	15	12	73	16	A26G801500000	41,71
2	16	16	79	19	A26G801600000	36,92
2	17	16	79	19	A26G801700000	50,10
2	18	16	79	19	A26G801800000	50,10
2	19	16	79	19	A26G801900000	62,60
2	20	20	88	22	A26G802000000	59,26
2	21	20	88	22	A26G802100000	84,28
2	22	20	88	22	A26G802200000	78,27
2	24	25	102	26	A26G802400000	101,01
2	25	25	102	26	A26G802500000	98,39
2	25	20	96	26	A26G802500100	98,39
2	26	25	102	26	A26G802600000	113,81
2	28	25	102	26	A26G802800000	124,25
2	28	20	96	26	A26G802800100	124,25
2	30	25	102	26	A26G803000000	141,57
2	32	32	112	32	A26G803200000	145,44
2	36	32	112	32	A26G803600000	194,54
2	40	32	118	38	A26G804000000	238,88

26G.83
DIN 327K

Classic series HSSCo 8% | Z2 Type N | TiAlN Helix 25º

2 Flutes with center cut for finishing

End mills with cylindrical shank

Design and technical specifications

Tolerance Ø	e 8
Other specifications	Shank under DIN 1835 B
Finish	TiAlN coated

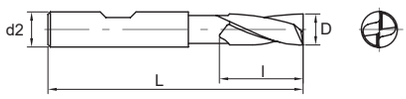

P	M	K	N	S	H
●	●	●			

Details and applications

For use in machining mild machining steels in construction up to 600 N / mm2, non-alloy carbon steels and construction steels up to 850 N / mm2, low alloy tool steels up to 1100 N / mm2, steels for quenching up to 900 N / mm2, alloyed tool steels up to 1100 N / mm2, steels with resistance to corrosion in and acids, stainless AISI 304, 1.4310 between 750 and 850 N / mm2 castings type GG-15, GG- 20 to 240 type GG-30 over 240 HB Cutting conditions on page 82.

Z	D	d2 (h6)	L	l	Code	Price
	mm.	mm.	mm.	mm.		€
2	1	6	47	3	A26G830100000	22,82
2	1,5	6	47	3	A26G830150000	23,51
2	2	6	48	4	A26G830200000	24,38
2	2,5	6	49	5	A26G830250000	24,38
2	2,8	6	49	5	A26G830280000	20,15
2	3	6	50	5	A26G830300000	24,38
2	3,5	6	50	6	A26G830350000	25,64
2	3,8	6	51	7	A26G830380000	20,15
2	4	6	51	7	A26G830400000	24,39
2	4,5	6	51	7	A26G830450000	27,06
2	4,8	6	52	8	A26G830480000	23,46
2	5	6	52	8	A26G830500000	24,39
2	5,5	6	52	8	A26G830550000	27,76
2	5,75	6	52	8	A26G830575000	24,76
2	6	6	52	8	A26G830600000	24,39
2	6,5	10	60	10	A26G830650000	34,79
2	7	10	61	10	A26G830700000	34,06
2	7,5	10	61	10	A26G830750000	33,83
2	7,75	10	61	11	A26G830775000	33,33
2	8	10	61	11	A26G830800000	30,08
2	8,5	10	61	11	A26G830850000	37,63
2	9	10	63	11	A26G830900000	35,57
2	9,5	10	63	11	A26G830950000	36,81
2	9,7	10	63	13	A26G830970000	40,93
2	10	10	63	13	A26G831000000	31,13
2	10,5	12	70	13	A26G831050000	45,69

Z	D	d2 (h6)	L	l	Code	Price
	mm.	mm.	mm.	mm.		€
2	11	12	70	13	A26G831100000	42,41
2	11,5	12	70	13	A26G831150000	48,29
2	11,7	12	70	13	A26G831170000	48,54
2	12	12	73	16	A26G831200000	38,83
2	12,5	12	73	16	A26G831250000	59,26
2	13	12	73	16	A26G831300000	52,29
2	13,5	12	73	16	A26G831350000	52,64
2	14	12	73	16	A26G831400000	52,29
2	15	12	73	16	A26G831500000	59,22
2	16	16	79	19	A26G831600000	54,36
2	17	16	79	19	A26G831700000	69,39
2	18	16	79	19	A26G831800000	69,48
2	19	16	79	19	A26G831900000	84,14
2	20	20	88	22	A26G832000000	80,97
2	21	20	88	22	A26G832100000	118,71
2	22	20	88	22	A26G832200000	107,29
2	24	25	102	26	A26G832400000	133,20
2	25	25	102	26	A26G832500000	127,74
2	26	25	102	26	A26G832600000	174,40
2	28	25	102	26	A26G832800000	166,55
2	30	25	102	26	A26G833000000	277,15
2	32	32	112	32	A26G833200000	186,86
2	36	32	112	32	A26G833600000	240,04
2	40	32	118	38	A26G834000000	240,04

26I.80
DIN 327L

Classic series HSSCo 8% | Z2 Type N | Helix 25º

Design and technical specifications

Tolerance Ø	e 8
Other specifications	Shank under DIN 1835 B
Finish	No surface treatment, bright finish

2 Flutes with center cut for finishing. Extra length series

End mills with cylindrical shank

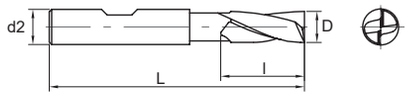

P	M	K	N	S	H
●	●	●			

Details and applications

For use in machining mild machining steels in construction up to 600 N / mm2, non-alloy carbon steels and construction steels up to 850 N / mm2, low alloy tool steels up to 1100 N / mm2, steels for quenching up to 900 N / mm2, alloyed tool steels up to 1100 N / mm2, steels with resistance to corrosion in and acids, stainless AISI 304, 1.4310 between 750 and 850 N / mm2 castings type GG-15, GG- 20 to 240 type GG-30 over 240 HB. Cutting conditions on page 82.

Z	D	d2 (h6)	L	l	Code	Price
	mm.	mm.	mm.	mm.		€
2	2	6	54	7	A26I800200000	16,38
2	3	6	56	8	A26I800300000	16,38
2	3,5	6	59	10	A26I800350000	18,34
2	4	6	63	11	A26I800400000	16,46
2	4,5	6	63	11	A26I800450000	18,34
2	5	6	68	13	A26I800500000	16,46
2	5,5	6	68	13	A26I800550000	18,34
2	6	6	68	13	A26I800600000	16,46
2	6,5	10	80	16	A26I800650000	30,44
2	7	10	80	16	A26I800700000	27,18
2	8	10	88	19	A26I800800000	23,92
2	9	10	88	19	A26I800850000	36,10
2	9	10	88	19	A26I800900000	32,19
2	10	10	95	22	A26I801000000	26,35
2	11	12	102	22	A26I801100000	41,55
2	12	12	110	26	A26I801200000	37,89

Z	D	d2 (h6)	L	l	Code	Price
	mm.	mm.	mm.	mm.		€
2	13	12	110	26	A26I801300000	44,78
2	14	12	110	26	A26I801400000	49,94
2	15	12	110	26	A26I801500000	51,90
2	16	16	123	32	A26I801600000	57,21
2	18	16	123	32	A26I801800000	65,40
2	20	20	141	38	A26I802000000	75,20
2	22	20	141	38	A26I802200000	103,10
2	24	25	166	45	A26I802400000	156,90
2	25	25	166	45	A26I802500000	147,89
2	26	25	166	45	A26I802600000	193,64
2	28	25	166	45	A26I802800000	179,22
2	30	25	166	45	A26I803000000	199,24
2	32	32	186	53	A26I803200000	275,65
2	36	32	186	53	A26I803600000	307,48
2	40	32	196	63	A26I804000000	402,93

26I.83
DIN 327L

Classic series HSSCo 8% | Z2 Type N | TiAlN Helix 25º

Design and technical specifications

Tolerance Ø	e 8
Other specifications	Shank under DIN 1835 B
Finish	TiAlN coated

2 Flutes with center cut for finishing. Extra length series

End mills with cylindrical shank

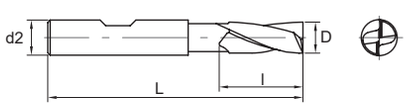

P	M	K	N	S	H
●	●	●			

Details and applications

For use in machining mild machining steels in construction up to 600 N / mm2, non-alloy carbon steels and construction steels up to 850 N / mm2, low alloy tool steels up to 1100 N / mm2, steels for quenching up to 900 N / mm2, alloyed tool steels up to 1100 N / mm2, steels with resistance to corrosion in and acids, stainless AISI 304, 1.4310 between 750 and 850 N / mm2 castings type GG-15, GG- 20 to 240 type GG-30 over 240 HB.. Cutting conditions on page 84.

Z	D	d2 (h6)	L	l	Code	Price
	mm.	mm.	mm.	mm.		€
2	2	6	54	7	A26I830200000	25,85
2	3	6	56	8	A26I830300000	25,90

Z	D	d2 (h6)	L	l	Code	Price
	mm.	mm.	mm.	mm.		€
2	3,5	6	59	10	A26I830350000	30,78
2	4	6	63	11	A26I830400000	25,90

Z	D	d2 (h6)	L	l	Code	Price
	mm.	mm.	mm.	mm.		€
2	4,5	6	63	11	A26I830450000	26,47
2	5	6	68	13	A26I830500000	25,90
2	5,5	6	68	13	A26I830550000	30,78
2	6	6	68	13	A26I830600000	25,90
2	6,5	10	80	16	A26I830650000	49,80
2	7	10	80	16	A26I830700000	37,94
2	8	10	88	19	A26I830800000	34,64
2	9	10	88	19	A26I830850000	49,82
2	9	10	88	19	A26I830900000	43,87
2	10	10	95	22	A26I831000000	40,12
2	11	12	102	22	A26I831100000	56,03
2	12	12	110	26	A26I831200000	53,00
2	13	12	110	26	A26I831300000	62,51
2	14	12	110	26	A26I831400000	64,77

Z	D	d2 (h6)	L	l	Code	Price
	mm.	mm.	mm.	mm.		€
2	15	12	110	26	A26I831500000	72,36
2	16	16	123	32	A26I831600000	79,94
2	18	16	123	32	A26I831800000	93,82
2	20	20	141	38	A26I832000000	102,92
2	22	20	141	38	A26I832200000	139,65
2	24	25	166	45	A26I832400000	175,17
2	25	25	166	45	A26I832500000	187,91
2	26	25	166	45	A26I832600000	206,28
2	28	25	166	45	A26I832800000	228,77
2	30	25	166	45	A26I833000000	246,28
2	32	32	186	53	A26I833200000	321,04
2	36	32	186	53	A26I833600000	365,03
2	40	32	196	63	A26I834000000	493,19

26N.80
DIN 844L

Classic series HSSCo 8%

Z3 Type N

Helix 30º

Design and technical specifications

Tolerance Ø	e 8
Other specifications	Shank under DIN 1835 B
Finish	No surface treatment, bright finish

3 Flutes with center cut for finishing. Extra length series

End mills with cylindrical shank

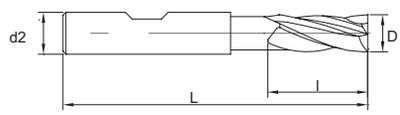

P	M	K	N	S	H
●	●	●	●	●	

Details and applications

For use in machining mild machining steels in construction up to 600 N / mm2, non-alloy carbon steels and construction steels up to 850 N / mm2, low alloy tool steels up to 1100 N / mm2, steels for quenching up to 900 N / mm2 steels with corrosion resistance in and acids, stainless type AISI 304, 1.4310 between 750 and 850 N / mm2 castings type GG-15, GG-20 up to 240 type GG-30 greater than 240 HB aluminum and aluminum alloys with percentages of silicon less than or equal to 12% titanium and titanium alloys up to 1250 N / mm2.. Cutting conditions on page 84.

Z	D	d2 (h6)	L	l	Code	Price
	mm.	mm.	mm.	mm.		€
3	2	6	54	10	A26N800200000	22,02
3	3	6	56	12	A26N800300000	22,02
3	4	6	63	19	A26N800400000	22,02
3	5	6	68	24	A26N800500000	22,02
3	6	6	68	24	A26N800600000	24,68
3	8	10	88	38	A26N800800000	30,56
3	9	10	88	38	A26N800900000	37,22
3	10	10	95	45	A26N801000000	30,75

Z	D	d2 (h6)	L	l	Code	Price
	mm.	mm.	mm.	mm.		€
3	12	12	110	53	A26N801200000	39,11
3	14	12	110	53	A26N801400000	50,96
3	16	16	123	63	A26N801600000	57,39
3	18	16	123	63	A26N801800000	69,54
3	20	20	141	75	A26N802000000	81,65
3	22	20	141	38	A26N802200000	102,96
3	25	25	166	90	A26N802500000	150,09

LATZ

26N.83
DIN 844L

Classic series HSSCo 8% | Z3 Type N | TiAlN Helix 30º

3 Flutes with center cut for finishing. Extra length series

End mills with cylindrical shank

Design and technical specifications

Tolerance Ø	e 8
Other specifications	Shank under DIN 1835 B
Finish	TiAlN coated

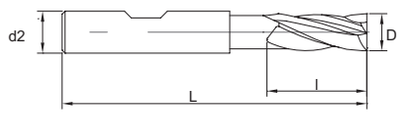

P	M	K	N	S	H
●	●	●	●	●	

Details and applications

For use in machining mild machining steels in construction up to 600 N / mm2, non-alloy carbon steels and construction steels up to 850 N / mm2, low alloy tool steels up to 1100 N / mm2, steels for quenching up to 900 N / mm2 steels with corrosion resistance in and acids, stainless type AISI 304, 1.4310 between 750 and 850 N / mm2 castings type GG-15, GG-20 up to 240 type GG-30 greater than 240 HB aluminum and aluminum alloys with percentages of silicon less than or equal to 12% titanium and titanium alloys up to 1250 N / mm2.. Cutting conditions on page 84.

Z	D	d2 (h6)	L	l	Code	Price
	mm.	mm.	mm.	mm.		€
3	2	6	54	10	A26N830200000	32,24
3	3	6	56	12	A26N830300000	32,15
3	4	6	63	19	A26N830400000	32,15
3	5	6	68	24	A26N830500000	32,15
3	6	6	68	24	A26N830600000	33,63
3	8	10	88	38	A26N830800000	40,59
3	9	10	88	38	A26N830900000	48,16
3	10	10	95	45	A26N831000000	44,64

Z	D	d2 (h6)	L	l	Code	Price
	mm.	mm.	mm.	mm.		€
3	12	12	110	53	A26N831200000	54,44
3	14	12	110	53	A26N831400000	66,56
3	16	16	123	63	A26N831600000	80,21
3	18	16	123	63	A26N831800000	94,83
3	20	20	141	75	A26N832000000	108,50
3	22	20	141	38	A26N832200000	139,91
3	25	25	166	90	A26N832500000	184,84

26R.80
DIN 884K

Classic series HSSCo 8% | Z2 Type W | Helix 40º

2 Flutes with center cut for finishing

End mills with cylindrical shank

Design and technical specifications

Tolerance Ø	e 8
Other specifications	Shank under DIN 1835 B
Finish	No surface treatment, bright finish

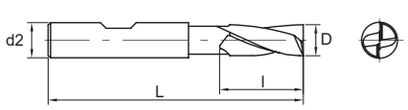

P	M	K	N	S	H
●			●		

Details and applications

For use in machining, easy to mechanize mild steels in construction up to 600 N / mm2 aluminum and aluminum alloys with percentages of silicon less than or equal to 12%. Cutting conditions on page 84.

Z	D	d2 (h6)	L	l	Code	Price
	mm.	mm.	mm.	mm.		€
2	2	6	51	7	A26R800200000	17,98
2	2,5	6	52	8	A26R800250000	17,86
2	3	6	52	8	A26R800300000	17,46
2	3,5	6	54	10	A26R800350000	18,52
2	4	6	55	11	A26R800400000	17,98
2	4,5	6	55	11	A26R800450000	19,67
2	5	6	57	13	A26R800500000	17,98
2	5,5	6	57	13	A26R800550000	22,02

Z	D	d2 (h6)	L	l	Code	Price
	mm.	mm.	mm.	mm.		€
2	6	6	57	13	A26R800600000	19,59
2	6,5	10	66	16	A26R800650000	28,82
2	7	10	66	16	A26R800700000	26,20
2	7,5	10	66	16	A26R800750000	30,70
2	8	10	69	19	A26R800800000	24,76
2	8,5	10	69	19	A26R800850000	32,38
2	9	10	69	19	A26R800900000	29,36
2	9,5	10	69	19	A26R800950000	29,38

Z	D	d2 (h6)	L	l	Code	Price
	mm.	mm.	mm.	mm.		€
2	10	10	72	22	A26R801000000	25,75
2	11	12	79	22	A26R801100000	35,38
2	12	12	83	26	A26R801200000	32,92
2	13	12	83	26	A26R801300000	45,80
2	14	12	83	26	A26R801400000	44,95
2	15	12	83	26	A26R801500000	49,39
2	16	16	92	32	A26R801600000	48,11
2	17	16	92	32	A26R801700000	66,92
2	18	16	92	32	A26R801800000	60,09
2	19	16	92	32	A26R801900000	81,03

Z	D	d2 (h6)	L	l	Code	Price
	mm.	mm.	mm.	mm.		€
2	20	20	104	38	A26R802000000	69,47
2	21	20	104	38	A26R802100000	123,95
2	22	20	104	38	A26R802200000	102,02
2	23	20	104	38	A26R802300000	123,95
2	24	25	121	45	A26R802400000	143,28
2	25	25	121	45	A26R802500000	121,37
2	26	25	121	45	A26R802600000	190,55
2	28	25	121	45	A26R802800000	153,38
2	30	25	121	45	A26R803000000	172,33
2	32	32	133	53	A26R803200000	185,16

26T.80
DIN 844L

Classic series HSSCo 8%

Z2 Type W

Helix 40º

2 Flutes with center cut for finishing. Extra length series

End mills with cylindrical shank

Design and technical specifications

Tolerance Ø	e 8
Other specifications	Shank under DIN 1835 B
Finish	No surface treatment, bright finish

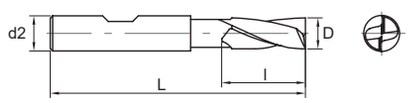

P	M	K	N	S	H
●			●		

Details and applications

For use in machining, easy to mechanize mild steels in construction up to 600 N / mm2 aluminum and aluminum alloys with percentages of silicon less than or equal to 12%.. Cutting conditions on page 84.

Z	D	d2 (h6)	L	l	Code	Price
	mm.	mm.	mm.	mm.		€
2	2	6	54	10	A26T800200000	26,02
2	3	6	56	12	A26T800300000	26,13
2	5	6	68	24	A26T800500000	26,43
2	6	6	68	24	A26T800600000	27,44
2	7	10	80	30	A26T800700000	39,54
2	8	10	88	38	A26T800800000	37,50
2	10	10	95	45	A26T801000000	37,50
2	11	12	102	45	A26T801100000	52,55
2	12	12	110	53	A26T801200000	48,50
2	13	12	110	53	A26T801300000	61,66

Z	D	d2 (h6)	L	l	Code	Price
	mm.	mm.	mm.	mm.		€
2	14	12	110	53	A26T801400000	55,50
2	15	12	110	53	A26T801500000	70,92
2	16	16	123	63	A26T801600000	67,77
2	18	16	123	63	A26T801800000	83,87
2	20	20	141	75	A26T802000000	100,03
2	22	20	141	75	A26T802200000	171,05
2	25	25	166	90	A26T802500000	186,38

LATZ

26Z.40
DIN 851

Classic series HSSCo 5% | Z6-Z10 Type N | Helix 10º

6-10 Flutes for finishing

End mills with cylindrical shank

Design and technical specifications

Tolerance Ø	d 11
Other specifications	Shank under DIN 1835 A
Finish	No surface treatment, bright finish

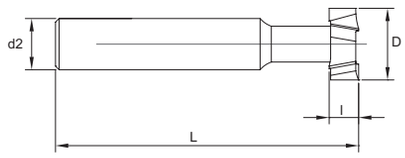

P	M	K	N	S	H
●				●	

Details and applications

For use in machining mild machining steels in construction up to 600 N / mm2, non-alloy carbon steels and construction steels up to 850 N / mm2, low alloy tool steels up to 1100 N / mm2 titanium and alloys titanium up to 1250 N / mm2. Cutting conditions on page 88.

Z	D	d2 (h6)	L	l	Code	Price
	mm.	mm.	mm.	mm.		€
6	**11**	10	53	4	**A26Z401100000**	**106,46**
6	**13**	10	57	6	**A26Z401250000**	**110,67**
6	**16**	10	62	8	**A26Z401600000**	**121,68**
6	**18**	12	70	8	**A26Z401800000**	**128,19**
6	**19**	12	71	9	**A26Z401900000**	**122,21**
6	**21**	12	74	9	**A26Z402100000**	**141,18**
6	**22**	12	75	10	**A26Z402200000**	**132,00**
8	**25**	16	82	11	**A26Z402500000**	**159,34**

Z	D	d2 (h6)	L	l	Code	Price
	mm.	mm.	mm.	mm.		€
8	**28**	16	85	12	**A26Z402800000**	**166,81**
8	**32**	16	90	14	**A26Z403200000**	**201,95**
8	**36**	25	103	16	**A26Z403600000**	**238,09**
10	**40**	25	108	18	**A26Z404000000**	**281,45**
10	**45**	25	113	20	**A26Z404500000**	**372,40**
10	**50**	32	124	22	**A26Z405000000**	**307,29**
10	**60**	32	139	28	**A26Z406000000**	**321,23**

271.40
DIN 850

Classic series HSSCo 5% | Z6-Z12 Type N | Helix 10º

6-12 Flutes for finishing

Woodruff keyseat cutters

Design and technical specifications

Tolerance Ø	h 12
Other specifications	Shank under DIN 1835 A
Finish	No surface treatment, bright finish

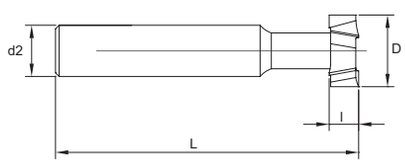

P	M	K	N	S	H
●				●	

Details and applications

For use in machining mild machining steels in construction up to 600 N / mm2, non-alloy carbon steels and construction steels up to 850 N / mm2, low alloy tool steels up to 1100 N / mm2 titanium and alloys titanium up to 1250 N / mm2. Cutting conditions on page 88.

Z	D	d2 (h6)	L	l	Code	Price
	mm.	mm.	mm.	mm.		€
6	**4,50**	6	50	1,00	**A271400450000**	**57,88**
6	**7,50**	6	50	1,50	**A271400750000**	**60,28**
6	**7,50**	6	50	2,00	**A271400750100**	**60,28**
6	**10,50**	6	50	2,00	**A271401050000**	**64,85**
6	**10,50**	6	50	2,50	**A271401050100**	**64,85**
6	**10,50**	6	50	3,00	**A271401050200**	**64,85**

Z	D	d2 (h6)	L	l	Code	Price
	mm.	mm.	mm.	mm.		€
6	**13,50**	10	56	2,00	**A271401350000**	**73,05**
6	**13,50**	10	56	3,00	**A271401350100**	**65,89**
6	**13,50**	10	56	4,00	**A271401350200**	**65,89**
6	**16,50**	10	56	3,00	**A271401650000**	**66,50**
6	**16,50**	10	56	4,00	**A271401650100**	**66,50**
6	**16,50**	10	56	5,00	**A271401650200**	**66,50**

Z	D	d2 (h6)	L	l	Code	Price
	mm.	mm.	mm.	mm.		€
8	**19,50**	10	63	3,00	**A271401950000**	**105,97**
8	**19,50**	10	63	4,00	**A271401950100**	**75,67**
8	**19,50**	10	63	5,00	**A271401950200**	**75,67**
8	**19,50**	10	63	6,00	**A271401950300**	**75,67**
8	**22,50**	10	63	4,00	**A271402250000**	**120,14**
8	**22,50**	10	63	5,00	**A271402250100**	**82,90**
8	**22,50**	10	63	6,00	**A271402250200**	**82,90**
8	**22,50**	10	63	8,00	**A271402250300**	**82,90**
10	**25,50**	10	63	5,00	**A271402550000**	**134,36**
10	**25,50**	10	63	6,00	**A271402550100**	**97,07**

Z	D	d2 (h6)	L	l	Code	Price
	mm.	mm.	mm.	mm.		€
10	**28,50**	10	63	6,00	**A271402850000**	**98,75**
10	**28,50**	10	63	8,00	**A271402850100**	**98,75**
10	**28,50**	12	71	10,00	**A271402850200**	**98,75**
10	**32,50**	12	71	6,00	**A271403250000**	**140,41**
10	**32,50**	12	71	8,00	**A271403250100**	**122,45**
10	**32,50**	12	71	10,00	**A271403250200**	**122,45**
10	**38,50**	12	71	8,00	**A271403850000**	**166,73**
12	**45,50**	12	71	8,00	**A271404550000**	**199,36**
12	**45,50**	12	71	10,00	**A271404550100**	**193,73**

274.40
DIN 1833A

Classic series HSSCo 5% | Z10-Z12 Type N | Straight Helix

10-12 Flutes for finishing

Angular cutters with cylindrical shank

Design and technical specifications

Tolerance Ø	js 16
Other specifications	Shank under DIN 1835 A
Finish	No surface treatment, bright finish

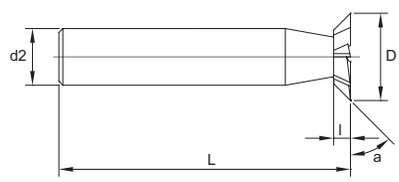

P	M	K	N	S	H
●				●	

Details and applications

For use in machining mild machining steels in construction up to 600 N / mm2, non-alloy carbon steels and construction steels up to 850 N / mm2, low alloy tool steels up to 1100 N / mm2 titanium and alloys titanium up to 1250 N / mm2. Cutting conditions on page 88.

Z	D	d2 (h6)	L	l	a (+/-30')	Code	Price
	mm.	mm.	mm.	mm.			€
10	**16**	12	60	4	45	**A274401600000**	**107,67**
10	**16**	12	60	5	50	**A274401600100**	**107,67**
10	**16**	12	60	6	55	**A274401600200**	**107,67**
10	**16**	12	60	6	60	**A274401600300**	**107,67**
10	**16**	12	60	7	70	**A274401600500**	**107,67**
10	**20**	12	63	5	45	**A274402000000**	**114,15**
10	**20**	12	63	6	50	**A274402000100**	**114,15**
10	**20**	12	63	7	55	**A274402000200**	**114,15**
10	**20**	12	63	8	60	**A274402000300**	**114,15**
10	**20**	12	63	9	70	**A274402000500**	**114,15**
10	**25**	12	67	6	45	**A274402500000**	**139,58**
10	**25**	12	67	8	50	**A274402500100**	**139,58**
10	**25**	12	67	9	55	**A274402500200**	**139,58**
10	**25**	12	67	10	60	**A274402500300**	**139,58**
10	**25**	12	67	11	70	**A274402500500**	**139,58**
12	**32**	16	71	13	60	**A274403200300**	**155,75**
12	**40**	16	80	16	60	**A274404000300**	**245,64**

LATZ

276.40 DIN 1833B

Classic series HSSCo 5% | Z10 Type N | Straight Helix

10 Flutes for finishing

Angular and frontal cutters with cylindrical shank

Design and technical specifications

Tolerance Ø	js 16
Other specifications	Shank under DIN 1835 A
Finish	No surface treatment, bright finish

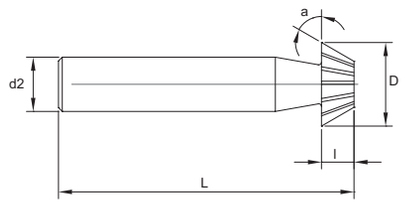

P	M	K	N	S	H
●				●	

Details and applications

For use in machining mild machining steels in construction up to 600 N / mm2, non-alloy carbon steels and construction steels up to 850 N / mm2, low alloy tool steels up to 1100 N / mm2 titanium and alloys titanium up to 1250 N / mm2. Cutting conditions on page 88.

Z	D	d2 (h6)	L	l	a (+/-30')	Code	Price
	mm.	mm.	mm.	mm.			€
10	**16**	12	60	4	45	**A276401600000**	**86,69**
10	**16**	12	60	6	60	**A276401600300**	**86,69**
10	**16**	12	60	7	70	**A276401600500**	**86,69**
10	**20**	12	63	5	45	**A276402000000**	**97,47**
10	**20**	12	63	8	60	**A276402000300**	**97,47**
10	**20**	12	63	9	70	**A276402000500**	**97,47**
10	**25**	12	67	6	45	**A276402500000**	**109,61**
10	**25**	12	67	10	60	**A276402500300**	**109,61**
10	**25**	12	67	11	70	**A276402500500**	**109,61**

278.40 DIN 6518

Classic series HSSCo 5% | Z4-Z6 Type N | Straight Helix

4-6 Flutes for finishing

Corner rounding concave cutters 1/4 radius

Design and technical specifications

Tolerance Ø	js 15
Other specifications	Shank under DIN 1835 B
Finish	No surface treatment, bright finish

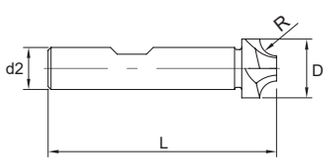

P	M	K	N	S	H
●				●	

Details and applications

For use in machining mild machining steels in construction up to 600 N / mm2, non-alloy carbon steels and construction steels up to 850 N / mm2, low alloy tool steels up to 1100 N / mm2 titanium and alloys titanium up to 1250 N / mm2. Cutting conditions on page 88.

Z	R (H11)	D	d2 (h6)	L	Code	Price
		mm.	mm.	mm.		€
4	**1,00**	8,00	10	60	**A278400800000**	**92,14**
4	**1,5**	9,00	10	60	**A278400900000**	**63,23**
4	**1,60**	9,20	10	60	**A278400920000**	**117,58**
4	**2,00**	10,00	10	60	**A278401000000**	**53,94**
4	**2,50**	11,00	10	60	**A278401100000**	**62,06**
4	**3,00**	12,00	12	60	**A278401200000**	**61,83**

Z	R (H11)	D	d2 (h6)	L	Code	Price
		mm.	mm.	mm.		€
4	**3,50**	13,00	12	60	**A278401300000**	**79,41**
4	**4,00**	14,00	12	60	**A278401400000**	**68,66**
4	**4,50**	15,00	12	60	**A278401500000**	**92,14**
4	**5,00**	16,00	12	60	**A278401600000**	**78,32**
4	**5,50**	19,00	16	67	**A278401900000**	**92,14**
4	**6,00**	20,00	16	67	**A278402000000**	**62,06**

Z	R (H11)	D	d2 (h6)	L	Code	Price
		mm.	mm.	mm.		€
4	6,50	21,00	16	71	A278402100000	61,83
4	7,00	22,00	16	71	A278402200000	79,41
4	7,50	23,00	16	71	A278402300000	68,66
4	8,00	24,00	16	71	A278402400000	107,23
4	8,50	25,00	25	85	A278402500000	156,36
4	9,00	26,00	25	85	A278402600000	139,77
4	9,50	27,00	25	85	A278402700000	164,32
4	10,00	28,00	25	85	A278402800000	139,77
4	10,50	31,00	25	90	A278403100000	191,46
4	11,00	32,00	25	90	A278403200000	183,99

Z	R (H11)	D	d2 (h6)	L	Code	Price
		mm.	mm.	mm.		€
4	12,00	34,00	25	90	A278403400000	162,19
6	12,50	41,00	25	100	A278404100000	210,65
6	13,00	42,00	25	100	A278404200000	244,04
6	14,00	44,00	25	100	A278404400000	253,22
6	15,00	46,00	25	100	A278404600000	315,22
6	16,00	48,00	25	100	A278404800000	293,85
6	18,00	52,00	32	112	A278405200000	373,71
6	19,00	56,00	32	112	A278405600000	425,81
6	20,00	56,00	32	112	A278405600100	488,74

27A.80
DIN 845B

Classic series HSSCo 8%

Z4-Z8 Type NR

Helix 30º

4-8 Flutes without center cut for roughing

Taper shank end mills

Design and technical specifications

Tolerance Ø	k 12
Other specifications	Shank under DIN228A, DIN 2207 D>=32
Finish	No surface treatment, bright finish

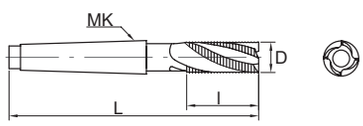

P	M	K	N	S	H
●	●	●			

Details and applications

For use in machining, easy to machine mild steels in for construction up to 600 N / mm2, non-alloy carbon steels and construction steels up to 850 N / mm2 steels for quenching up to 900 N / mm2 steels with corrosion resistance in and acids, stainless AISI 304, 1.4310 between 750 and 850 N / mm2 castings type GG-15, GG-20 up to 240 HB.. Cutting conditions on page 84.

Z	CM	D	L	l	Code	Price
	nº	mm.	mm.	mm.		€
4	1	10	92	22	A27A801000000	87,29
4	1	12	96	26	A27A801200000	88,97
4	2	14	111	26	A27A801400000	101,08
4	2	16	117	32	A27A801600000	104,26
4	2	18	117	32	A27A801800000	114,43
4	2	20	123	38	A27A802000000	125,84
5	2	22	123	38	A27A802200000	138,56
5	3	24	147	45	A27A802400000	193,17
5	3	25	147	45	A27A802500000	193,22
5	3	26	147	45	A27A802600000	212,25

Z	CM	D	L	l	Code	Price
	nº	mm.	mm.	mm.		€
5	3	28	147	45	A27A802800000	212,33
5	3	30	147	45	A27A803000000	249,29
6	4	32	201	53	A27A803200000	295,59
5	4	35	201	53	A27A803500000	310,65
6	4	36	201	53	A27A803600000	325,89
6	4	40	211	63	A27A804000000	455,25
6	4	45	211	63	A27A804500000	517,43
8	5	50	261	75	A27A805000000	548,74

27B.80
DIN 845B

Classic series HSSCo 8% | Z4-Z8 Type NR | Helix 30º

4-8 Flutes without center cut for roughing. Extra length series

Taper shank end mills

Design and technical specifications

Tolerance Ø	k 12
Other specifications	Shank under DIN228A, DIN 2207 D>=32
Finish	No surface treatment, bright finish

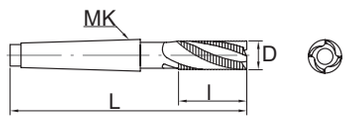

P	M	K	N	S	H
●	●	●			

Details and applications

For use in machining, easy to machine mild steels in for construction up to 600 N / mm2, non-alloy carbon steels and construction steels up to 850 N / mm2 steels for quenching up to 900 N / mm2 steels with corrosion resistance in and acids, stainless AISI 304, 1.4310 between 750 and 850 N / mm2 castings type GG-15, GG-20 up to 240 HB. Cutting conditions on page 84.

Z	CM	D	L	l	Code	Price
	mm.	mm.	mm.	mm.		€
4	**2**	20	160	75	**A27B802000000**	**198,36**
5	**2**	22	160	75	**A27B802200000**	**206,00**
5	**3**	25	192	90	**A27B802500000**	**292,44**
5	**3**	28	192	90	**A27B802800000**	**301,69**
5	**3**	30	192	90	**A27B803000000**	**359,81**
6	**4**	32	254	106	**A27B803200000**	**428,51**

Z	CM	D	L	l	Code	Price
	mm.	mm.	mm.	mm.		€
6	**4**	36	254	106	**A27B803600000**	**490,81**
6	**4**	40	273	125	**A27B804000000**	**603,13**
6	**4**	45	273	125	**A27B804500000**	**769,29**
8	**5**	50	336	150	**A27B805000000**	**960,01**

27C.40
DIN 326

Classic series HSSCo 5% | Z2 Type N | Helix 25º

2 Flutes with center cut for finishing

Taper shank end mills

Design and technical specifications

Tolerance Ø	e 8
Other specifications	Shank under DIN 228A
Finish	No surface treatment, bright finish

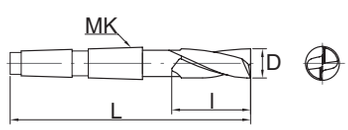

P	M	K	N	S	H
●	●				

Details and applications

For use in machining, easy to machine, mild steels in construction up to 600 N / mm2, non-alloy carbon steels and construction steels up to 850 N / mm2, low alloy tool steels up to 1100 N / mm2, steels to temper up to 900 N / mm2steels with resistance to corrosion in and acids, stainless AISI 304, 1.4310 between 750 and 850 N / mm2.. Cutting conditions on page 84.

Z	CM	D	L	l	Code	Price
		mm.	mm.	mm.		€
2	**1**	12	85	14	**A27C401200000**	**76,46**
2	**2**	14	100	16	**A27C401400000**	**79,34**
2	**2**	16	105	18	**A27C401600000**	**86,69**
2	**2**	18	110	20	**A27C401800000**	**90,85**
2	**2**	20	115	20	**A27C402000000**	**95,34**
2	**2**	22	120	22	**A27C402200000**	**112,29**
2	**3**	24	140	25	**A27C402400000**	**145,31**
2	**3**	25	140	25	**A27C402500000**	**152,70**

Z	CM	D	L	l	Code	Price
		mm.	mm.	mm.		€
2	**3**	28	145	28	**A27C402800000**	**177,02**
2	**3**	30	150	30	**A27C403000000**	**194,88**
2	**4**	32	175	32	**A27C403200000**	**214,55**
2	**4**	36	175	34	**A27C403600000**	**273,68**
2	**4**	40	180	38	**A27C404000000**	**315,42**
2	**4**	45	185	42	**A27C404500000**	**455,54**
2	**5**	50	220	45	**A27C405000000**	**572,28**

27G.40
DIN 845

Classic series HSSCo 5% | Z4-Z8 Type N | Helix 35º

4-8 Flutes for finishing

Taper shank end mills

Design and technical specifications

Tolerancia ø	k 10
Other specifications	Shank under DIN 228A
Finish	No surface treatment, bright finish

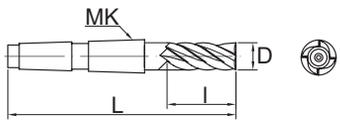

P	M	K	N	S	H
●	●	●		●	

Details and applications

For use in machining mild machining steels in construction up to 600 N / mm2, non-alloy carbon steels and construction steels up to 850 N / mm2, low alloy tool steels up to 1100 N / mm2, steels for quenching up to 900 N / mm2, alloy tool steels up to 1100 N / mm2, tool steels and treated from 1100 N / mm2 corrosion and acid resistance steels, stainless type AISI 304, 1.4310 between 750 and 850 N / mm2, type GG-30 castings greater than 240 HB, chromium and nickel alloys up to 1500 N / mm2 .. Cutting conditions on page 86.

Z	CM	D	L	l	Code	Price
	mm.	mm.	mm.	mm.		€
4	1	10	115	45	A27G401000000	106,41
4	2	12	138	53	A27G401200000	100,31
4	2	14	138	53	A27G401400000	105,58
4	2	16	148	63	A27G401600000	114,71
4	2	18	148	63	A27G401800000	130,32
4	2	20	160	75	A27G402000000	144,60
5	2	22	160	75	A27G402200000	163,64
5	3	24	192	90	A27G402400000	222,60
5	3	25	192	90	A27G402500000	221,07
5	3	26	192	90	A27G402600000	244,85

Z	CM	D	L	l	Code	Price
	mm.	mm.	mm.	mm.		€
5	3	28	192	90	A27G402800000	248,11
6	3	30	192	90	A27G403000000	286,01
6	4	32	231	106	A27G403200000	337,21
6	4	36	231	106	A27G403600000	386,11
6	4	40	250	125	A27G404000000	429,04
6	4	45	250	125	A27G404500000	578,23
6	5	50	308	150	A27G405000000	705,69
8	5	56	308	150	A27G405600000	742,64
8	5	63	338	180	A27G406300000	982,30

27J.80
DIN 845B

Classic series HSSCo 8% | Z4-Z6 Type H | Helix 35º

4-6 Flutes for finishing

Taper shank end mills

Design and technical specifications

Tolerance Ø	k 10
Other specifications	Shank under DIN 228A
Finish	No surface treatment, bright finish

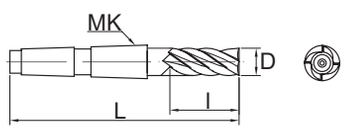

P	M	K	N	S	H
●				●	

Details and applications

For use in the machining of tool and treated steels from 1100 N / mm2, titanium and titanium alloys up to 1250 N / mm2, hardened materials with a hardness greater than 54 HRC.. Cutting conditions on page 86.

Z	CM	D	L	l	Code	Price
	nº	mm.	mm.	mm.		€
4	1	10	92	22	A27J801000000	58,59
4	2	12	96	26	A27J801200000	77,44
4	2	14	111	26	A27J801400000	85,81
4	2	16	117	32	A27J801600000	85,41
4	2	18	117	32	A27J801800000	90,74
4	2	20	123	38	A27J802000000	101,21
5	2	22	123	38	A27J802200000	114,47
5	3	25	147	45	A27J802500000	156,25

Z	CM	D	L	l	Code	Price
	nº	mm.	mm.	mm.		€
5	3	28	147	45	A27J802800000	157,79
6	3	30	147	45	A27J803000000	174,35
6	4	32	178	53	A27J803200000	229,04
6	4	36	178	53	A27J803600000	260,88
6	4	40	188	63	A27J804000000	314,30
6	4	45	188	63	A27J804500000	404,78
6	5	50	233	75	A27J805000000	487,64

LATZ

27M.7L
DIN 1889

Optimus series HSSE-PM | Z2 Type N | AlTiN Helix 25º

2 flutes for finishing radio d/2

Ball nosed end mills

Design and technical specifications

Tolerance Ø	h 10
Other specifications	Shank under DIN 1835 B
Finish	AlTiN coated

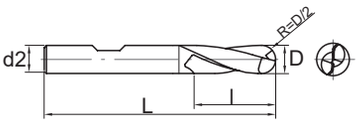

P	M	K	N	S	H
●		●			

Details and applications

For use in the machining of tool and treated steels from 1100 N / mm2, titanium and titanium alloys up to 1250 N / mm2, hardened materials with a hardness greater than 54 HRC. Cutting conditions on page 86.

Z	D	d2 (h6)	L	l	Code	Price
	mm.	mm.	mm.	mm.		€
2	**4**	6	51	7	**A27M7L0400000**	**42,29**
2	**5**	6	52	8	**A27M7L0500000**	**42,29**
2	**6**	6	52	8	**A27M7L0600000**	**42,29**
2	**7**	10	60	10	**A27M7L0700000**	**60,21**
2	**8**	10	39	11	**A27M7L0800000**	**60,21**
2	**9**	10	39	11	**A27M7L0900000**	**62,03**
2	**10**	10	40	13	**A27M7L1000000**	**62,03**
2	**12**	12	40	16	**A27M7L1200000**	**78,82**

Z	D	d2 (h6)	L	l	Code	Price
	mm.	mm.	mm.	mm.		€
2	**14**	12	73	16	**A27M7L1400000**	**87,20**
2	**16**	16	79	19	**A27M7L1600000**	**101,77**
2	**18**	16	79	19	**A27M7L1800000**	**156,85**
2	**20**	20	88	22	**A27M7L2000000**	**160,21**

27N.80
DIN 1889

Classic series HSSCo 8% | Z2 Type N | Helix 25º

2 flutes for finishing radio d/2

Ball nosed end mills

Design and technical specifications

Tolerance Ø	h 10
Other specifications	Shank under DIN 1835 B
Finish	No surface treatment, bright finish

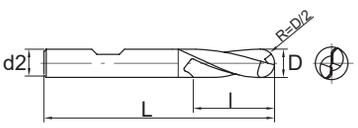

P	M	K	N	S	H
●	●	●		●	

Details and applications

For use in machining, easy to machine, mild steels in construction up to 600 N / mm2, non-alloy carbon steels and construction steels up to 850 N / mm2, low alloy tool steels up to 1100 N / mm2, steels for quenching up to 900 N / mm2, alloy tool steels up to 1100 N / mm2, tool steels and treated from 1100 N / mm2 corrosion and acid resistance steels, stainless type AISI 304, 1.4310 between 750 and 850 N / mm2, GG-30 type castings greater than 240 of chrome and nickel up to 1500 N / mm2. Cutting conditions on page 86.

Z	D	d2 (h6)	L	l	Code	Price
	mm.	mm.	mm.	mm.		€
2	**2**	6	48	4	**A27N800200000**	**30,26**
2	**3**	6	49	5	**A27N800300000**	**30,41**
2	**4**	6	51	7	**A27N800400000**	**30,41**
2	**4,5**	6	51	7	**A27N800450000**	**31,76**
2	**5**	6	52	8	**A27N800500000**	**30,41**
2	**6**	6	52	8	**A27N800600000**	**30,41**
2	**7**	10	60	10	**A27N800700000**	**36,66**
2	**8**	10	61	11	**A27N800800000**	**32,65**
2	**9**	10	61	11	**A27N800900000**	**37,51**
2	**10**	10	63	13	**A27N801000000**	**32,38**
2	**11**	12	70	13	**A27N801100000**	**45,72**
2	**12**	12	73	16	**A27N801200000**	**43,15**

Z	D	d2 (h6)	L	l	Code	Price
	mm.	mm.	mm.	mm.		€
2	**13**	12	73	16	**A27N801300000**	**57,03**
2	**14**	12	73	16	**A27N801400000**	**57,03**
2	**15**	12	73	16	**A27N801500000**	**61,33**
2	**16**	16	79	19	**A27N801600000**	**62,31**
2	**18**	16	79	19	**A27N801800000**	**75,88**
2	**20**	20	88	22	**A27N802000000**	**90,61**
2	**22**	20	88	22	**A27N802200000**	**118,57**
2	**24**	25	102	26	**A27N802400000**	**141,72**
2	**25**	25	102	26	**A27N802500000**	**130,23**
2	**28**	25	102	26	**A27N802800000**	**202,86**
2	**30**	25	102	26	**A27N803000000**	**188,60**
2	**32**	32	112	32	**A27N803200000**	**259,86**

27P.80
DIN 1889

Classic series HSSCo 8% | Z2 Type N | Helix 25º

2 flutes for finishing radio d/2. Extra length series

Ball nosed end mills

Design and technical specifications

Tolerance Ø	js 16
Other specifications	Shank under DIN 1835 B
Finish	No surface treatment, bright finish

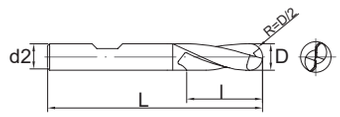

P	M	K	N	S	H
●	●	●		●	

Details and applications

For use in machining, easy to machine, mild steels in construction up to 600 N / mm2, non-alloy carbon steels and construction steels up to 850 N / mm2, low alloy tool steels up to 1100 N / mm2, steels for quenching up to 900 N / mm2, alloy tool steels up to 1100 N / mm2, tool steels and treated from 1100 N / mm2 corrosion and acid resistance steels, stainless type AISI 304, 1.4310 between 750 and 850 N / mm2, GG-30 type castings greater than 240 of chrome and nickel up to 1500 N / mm2.. Cutting conditions on page 86.

Z	D	d2 (h6)	L	l	Code	Price
	mm.	mm.	mm.	mm.		€
2	**2**	6	54	7	**A27P800200000**	**33,26**
2	**3**	6	56	8	**A27P800300000**	**33,33**
2	**4**	6	63	11	**A27P800400000**	**33,33**
2	**5**	6	68	13	**A27P800500000**	**35,27**
2	**6**	6	68	13	**A27P800600000**	**31,86**
2	**7**	10	80	16	**A27P800700000**	**40,19**
2	**8**	10	88	19	**A27P800800000**	**40,00**
2	**9**	10	88	19	**A27P800900000**	**44,11**
2	**10**	10	95	22	**A27P801000000**	**43,91**
2	**11**	12	102	22	**A27P801100000**	**58,49**
2	**12**	12	110	26	**A27P801200000**	**57,35**
2	**13**	12	110	26	**A27P801300000**	**77,10**

Z	D	d2 (h6)	L	l	Code	Price
	mm.	mm.	mm.	mm.		€
2	**14**	12	110	26	**A27P801400000**	**76,10**
2	**15**	12	110	26	**A27P801500000**	**95,70**
2	**16**	16	123	32	**A27P801600000**	**86,62**
2	**18**	16	123	32	**A27P801800000**	**104,10**
2	**20**	20	141	38	**A27P802000000**	**112,88**
2	**22**	20	141	38	**A27P802200000**	**139,91**
2	**24**	25	166	45	**A27P802400000**	**188,22**
2	**25**	25	166	45	**A27P802500000**	**172,08**
2	**28**	25	166	45	**A27P802800000**	**349,49**
2	**30**	25	166	45	**A27P803000000**	**256,34**
2	**32**	25	186	53	**A27P803200000**	**334,01**

27T.40
DIN 1880

Classic series HSSCo 5% | Z8-Z12 Type NR | Helix 30º

8-12 flutes for roughing

Shell end mills

Design and technical specifications

Tolerance Ø	js 16
Other specifications	Shank under DIN 138
Finish	No surface treatment, bright finish

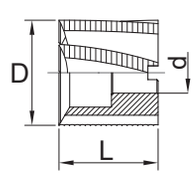

P	M	K	N	S	H
●	●	●			

Details and applications

For use in machining mild machining steels in for construction up to 600 N / mm2, non-alloy carbon steels and construction steels up to 850 N / mm2 steels for quenching up to 900 N / mm2 steels with corrosion resistance in and acids, stainless AISI 304, 1.4310 between 750 and 850 N / mm2, type GG-30 castings greater than 240 HB. Cutting conditions on page 90.

Z	D	d(H7)	L	Code	Price
	mm.	mm.	mm.		€
8	**40**	16	32	**A27T400400000**	**201,07**
8	**50**	22	36	**A27T400500000**	**249,67**
10	**63**	27	40	**A27T400630000**	**330,80**
10	**80**	27	45	**A27T400800000**	**486,24**
12	**100**	32	50	**A27T401000000**	**802,22**

282.80 DIN 1880

Classic series HSSCo 8% | Z8-Z16 Type N | Helix 30º

8-16 Flutes for finishing

Shell end mills

Design and technical specifications

Tolerance Ø	js 16
Other specifications	Shank under DIN 138
Finish	No surface treatment, bright finish

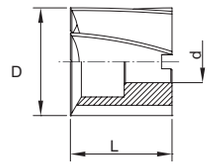

P	M	K	N	S	H
●	●	●			

Details and applications

For use in machining mild machining steels in for construction up to 600 N / mm2, non-alloy carbon steels and construction steels up to 850 N / mm2 steels for quenching up to 900 N / mm2 steels with corrosion resistance in and acids, stainless AISI 304, 1.4310 between 750 and 850 N / mm2, type GG-30 castings greater than 240 HB. Cutting conditions on page 90.

Z	D	d (H7)	L	Code	Price
	mm.	mm.	mm.		€
8	**40**	16	32	**A282800400000**	**138,84**
8	**50**	22	36	**A282800500000**	**191,01**
8	**63**	27	40	**A282800630000**	**261,00**
10	**80**	27	45	**A282800800000**	**369,40**

Z	D	d (H7)	L	Code	Price
	mm.	mm.	mm.		€
12	**100**	32	50	**A282801000000**	**594,72**
14	**125**	40	56	**A282801250000**	**955,08**
16	**160**	50	63	**A282801600000**	**1.706,93**

286.40 DIN 884

Classic series HSSCo 5% | Z8-Z10 Type N | Helix 30º

8-10 Flutes for finishing

Shell end mills

Design and technical specifications

Tolerance Ø	js 16
Other specifications	Shank under DIN 138
Finish	No surface treatment, bright finish

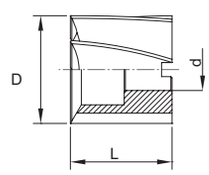

P	M	K	N	S	H
●	●	●			

Details and applications

For use in machining mild machining steels in for construction up to 600 N / mm2, non-alloy carbon steels and construction steels up to 850 N / mm2 steels for quenching up to 900 N / mm2 steels with corrosion resistance in and acids, stainless AISI 304, 1.4310 between 750 and 850 N / mm2, type GG-30 castings greater than 240 HB. Cutting conditions on page 90.

Z	D	d (H7)	L	Code	Price
	mm.	mm.	mm.		€
8	**50**	22	40	**A286400500000**	**163,24**
8	**50**	22	63	**A286400500100**	**173,92**
8	**50**	22	80	**A286400500200**	**259,29**
8	**63**	27	50	**A286400630000**	**228,25**

Z	D	d (H7)	L	Code	Price
	mm.	mm.	mm.		€
8	**63**	27	70	**A286400630100**	**277,69**
8	**80**	32	63	**A286400800000**	**384,70**
8	**80**	32	100	**A286400800100**	**565,53**
10	**100**	40	70	**A286401000000**	**598,52**

28A.40
DIN 885A

Classic series HSSCo 5% | Z12-Z24 Type N | Helix 10º

12-24 Flutes for finishing

3 Flutes slot mills

Design and technical specifications

Tolerance Ø	js 16
Other specifications	Shank under DIN 138
Finish	No surface treatment, bright finish

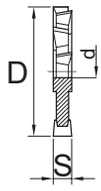

P	M	K	N	S	H
●		●	●		

Details and applications

For use in machining, easy to machine mild steels in construction up to 600 N / mm2, non-alloy carbon steels and construction steels up to 850 N / mm2 castings type GG-15, GG-20 up to 240 HB, aluminum and aluminum alloys with percentages of silicon less than or equal to 12% copper-zinc and copper-titanium alloys up to 850 N / mm2. Cutting conditions on page 90.

Z	D	d (H7)	S (k11)	Code	Price
	mm.	mm.	mm.		€
12	50	16	3	A28A400500300	105,58
12	50	16	4	A28A400500400	105,58
12	50	16	5	A28A400500500	105,58
12	50	16	6	A28A400500600	122,35
12	50	16	8	A28A400500800	119,14
12	50	16	10	A28A400501000	131,18
12	63	22	3	A28A400630300	230,05
12	63	16	4	A28A400630400	149,52
12	63	22	5	A28A400630500	121,82
12	63	22	6	A28A400630600	125,25
12	63	22	8	A28A400630800	136,50
12	63	22	10	A28A400631000	146,88
12	63	22	12	A28A400631200	156,82
12	63	22	14	A28A400631400	168,91
12	63	22	16	A28A400631600	178,64
12	63	22	18	A28A400631800	212,42
14	80	27	3	A28A400800300	244,22
14	80	27	4	A28A400800400	261,68
14	80	27	5	A28A400800500	165,49
14	80	27	6	A28A400800600	169,39
14	80	27	8	A28A400800800	178,76
14	80	27	10	A28A400801000	191,31
14	80	27	12	A28A400801200	204,80
14	80	27	14	A28A400801400	218,98
14	80	27	16	A28A400801600	224,03
14	80	27	18	A28A400801800	240,34
14	80	27	20	A28A400802000	264,26
14	100	32	3	A28A401000300	291,17
14	100	32	4	A28A401000400	313,92
14	100	32	5	A28A401000500	332,79
14	100	32	6	A28A401000600	232,61
14	100	32	8	A28A401000800	237,53
14	100	32	10	A28A401001000	246,25
14	100	32	12	A28A401001200	265,22
14	100	32	14	A28A401001400	291,99
14	100	32	16	A28A401001600	306,26

Z	D	d (H7)	S (k11)	Code	Price
	mm.	mm.	mm.		€
14	100	32	18	A28A401001800	337,58
14	100	32	20	A28A401002000	337,58
14	100	32	25	A28A401002500	411,66
16	125	32	4	A28A401250400	412,92
16	125	32	5	A28A401250500	442,00
16	125	32	6	A28A401250600	452,92
16	125	32	8	A28A401250800	366,89
16	125	32	10	A28A401251000	376,47
16	125	32	12	A28A401251200	390,73
16	125	32	14	A28A401251400	424,32
16	125	32	16	A28A401251600	450,56
16	125	32	18	A28A401251800	476,59
16	125	32	20	A28A401252000	507,06
16	125	32	22	A28A401252200	577,38
16	125	32	25	A28A401252500	582,95
16	125	32	28	A28A401252800	637,15
16	125	32	29	A28A401252900	637,15
18	160	40	6	A28A401600600	710,73
18	160	40	8	A28A401600800	811,22
18	160	40	10	A28A401601000	608,13
18	160	40	12	A28A401601200	608,13
18	160	40	14	A28A401601400	605,15
18	160	40	16	A28A401601600	662,28
18	160	40	18	A28A401601800	697,84
18	160	40	20	A28A401602000	716,33
18	160	40	25	A28A401602500	853,15
18	160	40	32	A28A401603200	1.002,73
24	200	40	8	A28A402000800	833,74
24	200	40	10	A28A402001000	892,44
24	200	40	12	A28A402001200	927,62
24	200	40	14	A28A402001400	936,71
24	200	40	16	A28A402001600	965,04
24	200	40	18	A28A402001800	1.012,53
24	200	40	20	A28A402002000	1.082,91
24	200	40	25	A28A402002500	1.260,29

LATZ

28E.40
DIN 885B

Classic series HSSCo 5% | Z16-Z32 Type H | Straight Helix

16-32 Flutes for finishing

3 Flutes slot mills

Design and technical specifications

Tolerance Ø	js 16
Other specifications	Shank under DIN 138
Finish	No surface treatment, bright finish

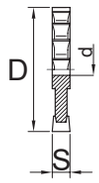

P	M	K	N	S	H
●		●	●		

Details and applications

For use in machining mild machining steels in construction up to 600 N / mm2, non-alloy carbon steels and construction steels up to 850 N / mm2, low alloy tool steels up to 1100 N / mm2, steels for quenching up to 900 N / mm2, alloy tool steels up to 1100 N / mm2, castings type GG-15, GG-20 up to 240 type GG-30 greater than 240 Copper-zinc and copper-titanium alloys up to 850 N / mm2.Cutting conditions on page 90.

Z	D	d (H7)	S (k11)	Code	Price
	mm.	mm.	mm.		€
16	**50**	16	4	**A28E400500400**	**105,23**
16	**50**	16	5	**A28E400500500**	**105,23**
16	**50**	16	6	**A28E400500600**	**121,97**
16	**50**	16	8	**A28E400500800**	**118,78**
16	**50**	16	10	**A28E400501000**	**130,78**
18	**63**	22	4	**A28E400630400**	**122,60**
18	**63**	22	5	**A28E400630500**	**122,60**
18	**63**	22	6	**A28E400630600**	**124,23**
18	**63**	22	8	**A28E400630800**	**135,05**
18	**63**	22	10	**A28E400631000**	**145,32**
18	**63**	22	12	**A28E400631200**	**155,66**
18	**63**	22	14	**A28E400631400**	**167,66**
18	**63**	22	16	**A28E400631600**	**177,31**
18	**63**	22	18	**A28E400631800**	**211,78**
20	**80**	27	4	**A28E400800400**	**274,77**
20	**80**	27	5	**A28E400800500**	**164,92**
20	**80**	27	6	**A28E400800600**	**169,26**
20	**80**	27	8	**A28E400800800**	**178,62**
20	**80**	27	10	**A28E400801000**	**190,67**
20	**80**	27	12	**A28E400801200**	**204,14**
20	**80**	27	14	**A28E400801400**	**218,32**
20	**80**	27	16	**A28E400801600**	**224,00**
20	**80**	27	18	**A28E400801800**	**240,27**
20	**80**	27	20	**A28E400802000**	**264,19**
24	**100**	32	6	**A28E401000600**	**230,25**
24	**100**	32	8	**A28E401000800**	**236,80**
24	**100**	32	10	**A28E401001000**	**245,45**
24	**100**	32	12	**A28E401001200**	**264,34**

Z	D	d (H7)	S (k11)	Code	Price
	mm.	mm.	mm.		€
24	**100**	32	14	**A28E401001400**	**291,05**
24	**100**	32	16	**A28E401001600**	**308,35**
24	**100**	32	18	**A28E401001800**	**337,52**
24	**100**	32	20	**A28E401002000**	**337,52**
24	**100**	32	22	**A28E401002200**	**377,29**
24	**100**	32	25	**A28E401002500**	**412,71**
24	**125**	32	6	**A28E401250600**	**451,75**
24	**125**	32	8	**A28E401250800**	**366,67**
24	**125**	32	10	**A28E401251000**	**376,24**
24	**125**	32	12	**A28E401251200**	**390,50**
24	**125**	32	14	**A28E401251400**	**424,09**
24	**125**	32	16	**A28E401251600**	**445,85**
24	**125**	32	18	**A28E401251800**	**476,45**
24	**125**	32	20	**A28E401252000**	**506,93**
24	**125**	32	25	**A28E401252500**	**582,81**
24	**160**	40	10	**A28E401601000**	**607,94**
24	**160**	40	12	**A28E401601200**	**607,94**
24	**160**	40	14	**A28E401601400**	**604,98**
24	**160**	40	16	**A28E401601600**	**662,08**
24	**160**	40	18	**A28E401601800**	**697,64**
24	**160**	40	20	**A28E401602000**	**716,13**
32	**200**	40	10	**A28E402001000**	**1.053,50**
32	**200**	40	12	**A28E402001200**	**927,36**
32	**200**	40	14	**A28E402001400**	**936,45**
32	**200**	40	16	**A28E402001600**	**964,77**
32	**200**	40	18	**A28E402001800**	**1.012,25**
32	**200**	40	20	**A28E402002000**	**1.082,60**

28P.40
DIN 842

Classic series HSSCo 5% | Z14-Z20 Type N | Straight Helix

14-20 Flutes for finishing

Angular cutters

Design and technical specifications

Tolerance Ø	js 16
Other specifications	Shank under DIN 138
Finish	No surface treatment, bright finish

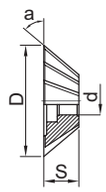

P	M	K	N	S	H
●	●	●	●	●	

Details and applications

For use in machining, easy to machine mild steels in construction up to 600 N / mm2, quenching steels up to 900 N / mm2 castings type GG-15, GG-20 up to 240 type GG-30 greater than 240 Copper alloys -zinc and copper-titanium up to 850 N / mm2.. Cutting conditions on page 90.

Z	D	d (H7)	S	a	Code	Price
	mm.	mm.	mm.	mm.		€
14	**40**	10	12	45	**A28P404504000**	**150,52**
16	**50**	13	15	45	**A28P404505000**	**157,57**
16	**63**	16	18	45	**A28P404506300**	**168,36**
18	**80**	22	23	45	**A28P404508000**	**255,01**
20	**100**	27	30	45	**A28P404510000**	**417,82**
14	**40**	10	13	50	**A28P405004000**	**146,53**
16	**50**	13	16	50	**A28P405005000**	**180,70**
16	**63**	16	20	50	**A28P405006300**	**228,43**

Z	D	d (H7)	S	a	Code	Price
	mm.	mm.	mm.	mm.		€
18	**80**	22	25	50	**A28P405008000**	**329,09**
20	**100**	27	32	50	**A28P405010000**	**477,31**
14	**40**	10	13	60	**A28P406004000**	**143,67**
16	**50**	13	16	60	**A28P406005000**	**177,19**
16	**63**	16	20	60	**A28P406006300**	**223,99**
18	**80**	22	25	60	**A28P406008000**	**322,72**
20	**100**	27	32	60	**A28P406010000**	**468,04**

28Q.40
DIN 847

Classic series HSSCo 5% | Z16-Z20 Type N | Straight Helix

16-20 Flutes for finishing

Angular cutters

Design and technical specifications

Tolerance Ø	js 16
Other specifications	Shank under DIN 138
Finish	No surface treatment, bright finish

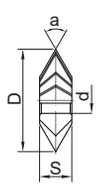

P	M	K	N	S	H
●	●	●	●	●	

Details and applications

For use in machining mild machining steels in construction up to 600 N / mm2 low alloy tool steels up to 1100 N / mm2, quenching steels up to 900 N / mm2 tool steels and treated from 1100 N / mm2 steels with corrosion resistance in and acids, stainless type AISI 304, 1.4310 between 750 and 850 N / mm2 castings type GG-15, GG-20 to 240 type GG-30 greater than 240 Copper-zinc and copper alloys- titanium up to 850 n / mm2 titanium and titanium alloys up to 1250 N / mm2.. Cutting conditions on page 90.

Z	D	d (H7)	S	a	Code	Price
	mm.	mm.	mm.	mm.		€
16	**50**	16	8	45	**A28Q404505000**	**185,32**
16	**63**	22	10	45	**A28Q404506300**	**220,43**
20	**80**	27	12	45	**A28Q404508000**	**307,76**
20	**100**	32	18	45	**A28Q404510000**	**384,75**
16	**50**	16	10	60	**A28Q406005000**	**188,95**
16	**63**	22	14	60	**A28Q406006300**	**224,76**

Z	D	d (H7)	S	a	Code	Price
	mm.	mm.	mm.	mm.		€
18	**80**	27	18	60	**A28Q406008000**	**313,80**
20	**100**	32	25	60	**A28Q406010000**	**392,31**
16	**50**	16	14	90	**A28Q409005000**	**188,95**
16	**63**	22	20	90	**A28Q409006300**	**224,76**
18	**80**	27	22	90	**A28Q409008000**	**313,80**
20	**100**	32	32	90	**A28Q409010000**	**392,31**

28R.40 DIN 3972

Classic series HSSCo 5% | Type N | Straight Helix

Design and technical specifications

Tolerance Ø	js 16
Other specifications	Shank under DIN 138
Finish	No surface treatment, bright finish

20 degree angle

Gear cutting mills

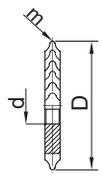

P	M	K	N	S	H
●		●			

Details and applications

For use in machining, easy to machine mild steels in construction up to 600 N / mm2, non-alloy carbon steels and construction steels up to 850 N / mm2 castings type GG-15, GG-20 up to 240 type GG-30 over 240 HB. Cutting conditions on page 90

m	D (js16)	d (H7)	Code	Price
módulo	mm.	mm.		€
0,50	**40**	16	**A28R40050N000**	**109,02**
0,75	**40**	16	**A28R40075N000**	**109,02**
1,00	**50**	16	**A28R40100N000**	**109,02**
1,25	**50**	16	**A28R40125N000**	**113,85**
1,50	**63**	22	**A28R40150N000**	**119,10**
1,75	**63**	22	**A28R40175N000**	**135,43**
2,00	**63**	22	**A28R40200N000**	**135,43**
2,25	**63**	22	**A28R40225N000**	**146,22**
2,50	**63**	22	**A28R40250N000**	**136,88**
2,75	**70**	27	**A28R40275N000**	**183,71**
3,00	**70**	27	**A28R40300N000**	**166,01**
3,25	**70**	27	**A28R40325N000**	**187,53**

m	D (js16)	d (H7)	Code	Price
módulo	mm.	mm.		€
3,50	**80**	27	**A28R40350N000**	**203,30**
3,75	**80**	27	**A28R40375N000**	**232,47**
4,00	**80**	27	**A28R40400N000**	**249,46**
4,25	**80**	27	**A28R40425N000**	**298,84**
4,50	**90**	27	**A28R40450N000**	**333,84**
4,75	**90**	27	**A28R40475N000**	**333,84**
5,00	**90**	32	**A28R40500N000**	**375,10**
5,50	**90**	32	**A28R40550N000**	**435,49**
6,00	**100**	32	**A28R40600N000**	**476,89**
6,00	**100**	32	**A28R40600N000**	**476,89**

N	1	2	3	4	5	6	7	8
Z oz	12-13	14-16	17-20	21-25	26-34	35-54	55-134	135-00

How to build a code:

A28340**mmmN**000

mmm=modul
N= Number

LATZ

200.60
LATZ NORM

Classic series
Hard Metal

Cylindrical shape without end cut. Type A, ZYA, SA

Rotary burrs cylindrical shank



2 6 3

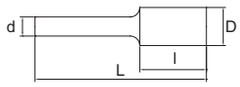

Details and applications

CUT 2: Standard cut for general applications
CUT 3: Fast Mill cut for rapid stock removal of softer non-ferrous materials including plastics
CUT 6: Double cut for general purpose use. Improves control and reduces chips.

d	Cut	D	l	L	Code	Price
mm.	nº	mm.	mm.	mm.		€
3,0	2	1	4,0	38	A200603201000	22,80
3,0	2	2	4,0	38	A200603202000	22,80
3,0	2	2	6,0	38	A200603203000	14,35
3,0	2	2	4,0	38	A200603204000	22,80
3,0	2	2	11,0	38	A200603205000	14,35
3,0	2	3	11,0	38	A200603206000	14,35
3,0	2	3	14,0	38	A200603207000	14,35
3,0	2	3	14,0	50	A200603208000	18,37
3,0	2	3	14,0	75	A200603209000	23,52
3,0	2	3	14,0	100	A200603210000	37,46
3,0	2	5	12,7	38	A200603211000	34,60
3,0	2	6	4,7	37	A200603212000	23,53
3,0	2	6	12,7	45	A200603213000	23,53
3,0	2	10	1,6	34	A200603214000	42,16
3,0	3	3	14,0	38	A200603315000	17,92
3,0	3	6	12,7	45	A200603316000	29,41
3,0	6	2	6,0	38	A200603617000	14,35
3,0	6	2	11,0	38	A200603618000	14,35
3,0	6	3	11,0	38	A200603619000	14,35
3,0	6	3	14,0	38	A200603620000	14,35
3,0	6	3	14,0	50	A200603621000	18,37
3,0	6	3	14,0	75	A200603622000	23,52
3,0	6	3	14,0	100	A200603623000	37,46
3,0	6	5	12,7	38	A200603624000	34,60
3,0	6	6	4,7	37	A200603625000	23,53
3,0	6	6	12,7	45	A200603626000	23,53
6,0	2	3	12,0	50	A200606227000	24,59
6,0	2	4	13,0	50	A200606228000	24,59
6,0	2	5	16,0	50	A200606229000	24,59
6,0	2	6	18,0	50	A200606230000	24,59
6,0	2	6	18,0	100	A200606231000	65,51
6,0	2	6	18,0	150	A200606232000	100,70
6,0	2	6	25,0	50	A200606233000	35,51
6,0	2	8	19,0	64	A200606234000	32,17
6,0	2	8	19,2	170	A200606235000	57,33
6,0	2	10	19,0	64	A200606236000	34,58
6,0	2	10	19,2	170	A200606237000	67,51
6,0	2	10	13,0	59	A200606238000	38,06
6,0	2	10	25,0	70	A200606239000	41,14
6,0	2	11	25,0	70	A200606240000	50,10
6,0	2	12	2,6	48	A200606241000	41,07
6,0	2	13	25,4	175	A200606242000	95,55
6,0	2	13	19,0	64	A200606243000	52,86
6,0	2	13	25,0	70	A200606244000	53,98

d	Cut	D	l	L	Code	Price
mm.	nº	mm.	mm.	mm.		€
6,0	2	16	25,0	70	A200606245000	68,05
6,0	2	19	25,0	70	A200606246000	101,21
6,0	2	25	25,0	70	A200606247000	141,55
6,0	3	6	18,0	50	A200606348000	30,82
6,0	3	8	19,0	64	A200606349000	40,32
6,0	3	10	19,0	64	A200606350000	43,33
6,0	3	11	25,0	70	A200606351000	62,60
6,0	3	13	25,0	70	A200606352000	67,63
6,0	3	16	25,0	70	A200606353000	85,27
6,0	3	19	25,0	70	A200606354000	126,84
6,0	3	25	25,0	70	A200606355000	176,95
6,0	6	3	12,0	50	A200606659000	24,59
6,0	6	4	13,0	50	A200606660000	24,59
6,0	6	5	16,0	50	A200606661000	24,59
6,0	6	6	18,0	50	A200606662000	24,59
6,0	6	6	18,0	100	A200606663000	65,51
6,0	6	6	18,0	150	A200606664000	100,70
6,0	6	6	25,0	50	A200606665000	35,51
6,0	6	8	19,0	64	A200606666000	32,17
6,0	6	8	19,2	170	A200606667000	57,33
6,0	6	10	19,0	64	A200606668000	34,58
6,0	6	10	19,2	170	A200606669000	67,51
6,0	6	10	13,0	59	A200606670000	38,06
6,0	6	10	25,0	70	A200606671000	41,14
6,0	6	11	25,0	70	A200606672000	50,10
6,0	6	12	25,0	70	A200606673000	53,98
6,0	6	13	25,4	175	A200606674000	95,55
6,0	6	13	19,0	64	A200606675000	52,86
6,0	6	13	25,0	70	A200606676000	53,98
6,0	6	16	25,0	70	A200606677000	68,05
6,0	6	19	25,0	70	A200606678000	101,21
6,0	6	25	25,0	70	A200606679000	141,55
8,0	2	13	25,0	70	A200608280000	53,98
8,0	2	16	25,0	70	A200608281000	68,05
8,0	2	19	25,0	70	A200608282000	101,21
8,0	2	25	25,0	70	A200608283000	141,55
8,0	3	13	25,0	70	A200608384000	67,63
8,0	3	16	25,0	70	A200608385000	85,27
8,0	3	19	25,0	70	A200608386000	126,84
8,0	3	25	25,0	70	A200608387000	176,95
8,0	6	13	25,0	70	A200608689000	53,98
8,0	6	16	25,0	70	A200608690000	68,05
8,0	6	19	25,0	70	A200608691000	101,21
8,0	6	25	25,0	70	A200608692000	141,55

LATZ

200.63 LATZ NORM

Classic series Hard Metal | TiAlN

Cylindrical shape without end cut Type A, ZYA, SA

Rotary burrs cylindrical shank



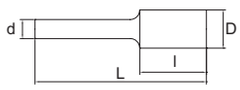

Details and applications

CUT 2: Standard cut for general applications
CUT 3: Fast Mill cut for rapid stock removal of softer non-ferrous materials including plastics
CUT 6: Double cut for general purpose use. Improves control and reduces chips.

d	Cut	D	l	L	Code	Price
mm.	nº	mm.	mm.	mm.		€
3,0	**6**	3	14,0	38	**A200633693000**	**22,22**
6,0	**3**	10	19,2	65	**A200636394000**	**60,53**
6,0	**3**	13	25,4	70	**A200636395000**	**87,72**
6,0	**6**	6	18,0	50	**A200636696000**	**31,97**

d	Cut	D	l	L	Code	Price
mm.	nº	mm.	mm.	mm.		€
6,0	**6**	8	19,2	65	**A200636697000**	**45,02**
6,0	**6**	10	19,2	65	**A200636698000**	**48,44**
6,0	**6**	13	25,4	70	**A200636699000**	**70,19**

201.60 LATZ NORM

Classic series Hard Metal

Cylindrical shape with end cut. Type B, ZYAS, SB

Rotary burrs cylindrical shank



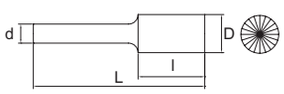

Details and applications

CUT 2: Standard cut for general applications
CUT 3: Fast Mill cut for rapid stock removal of softer non-ferrous materials including plastics
CUT 6: Double cut for general purpose use. Improves control and reduces chips.

d	Cut	D	l	L	Code	Price
mm.	nº	mm.	mm.	mm.		€
3,0	**2**	2	6,0	38	**A201603200000**	**15,78**
3,0	**2**	2	11,0	38	**A201603201000**	**15,78**
3,0	**2**	3	11,0	38	**A201603202000**	**15,78**
3,0	**2**	3	14,0	38	**A201603203000**	**15,78**
3,0	**2**	3	14,0	50	**A201603204000**	**20,22**
3,0	**2**	3	14,0	75	**A201603205000**	**25,86**
3,0	**2**	3	14,0	100	**A201603206000**	**41,22**
3,0	**2**	5	12,7	38	**A201603207000**	**38,06**
3,0	**2**	6	4,7	44	**A201603208000**	**25,90**
3,0	**2**	6	12,7	55	**A201603209000**	**25,90**
3,0	**3**	3	14,0	38	**A201603310000**	**19,74**
3,0	**3**	6	12,7	55	**A201603311000**	**32,36**
3,0	**6**	2	6,0	38	**A201603612000**	**15,78**
3,0	**6**	2	11,0	38	**A201603613000**	**15,78**

d	Cut	D	l	L	Code	Price
mm.	nº	mm.	mm.	mm.		€
3,0	**6**	3	11,0	38	**A201603614000**	**15,78**
3,0	**6**	3	14,0	38	**A201603615000**	**15,78**
3,0	**6**	3	14,0	50	**A201603616000**	**20,22**
3,0	**6**	3	14,0	75	**A201603617000**	**25,86**
3,0	**6**	3	14,0	100	**A201603618000**	**41,22**
3,0	**6**	5	12,7	38	**A201603619000**	**38,06**
3,0	**6**	6	4,7	44	**A201603620000**	**25,90**
3,0	**6**	6	12,7	55	**A201603621000**	**25,90**
6,0	**2**	3	12,0	50	**A201606222000**	**27,04**
6,0	**2**	4	13,0	50	**A201606223000**	**27,04**
6,0	**2**	5	16,0	50	**A201606224000**	**27,04**
6,0	**2**	6	18,0	50	**A201606225000**	**27,04**
6,0	**2**	6	18,0	100	**A201606226000**	**72,05**
6,0	**2**	6	18,0	150	**A201606227000**	**110,78**

d	Cut	D	l	L	Code	Price
mm.	nº	mm.	mm.	mm.		€
6,0	**2**	6	25,0	50	**A201606228000**	**39,07**
6,0	**2**	8	19,0	64	**A201606229000**	**35,38**
6,0	**2**	8	19,2	170	**A201606230000**	**63,06**
6,0	**2**	10	19,0	64	**A201606231000**	**38,06**
6,0	**2**	10	19,2	170	**A201606232000**	**74,26**
6,0	**2**	10	13,0	59	**A201606233000**	**41,86**
6,0	**2**	10	25,0	70	**A201606234000**	**45,27**
6,0	**2**	11	25,0	70	**A201606235000**	**55,08**
6,0	**2**	13	19,0	64	**A201606236000**	**58,17**
6,0	**2**	13	25,0	70	**A201606237000**	**59,37**
6,0	**2**	13	25,0	178	**A201606238000**	**105,10**
6,0	**2**	16	25,0	70	**A201606239000**	**74,86**
6,0	**2**	19	25,0	70	**A201606240000**	**111,35**
6,0	**2**	25	25,0	70	**A201606241000**	**155,69**
6,0	**3**	6	18,0	50	**A201606342000**	**33,88**
6,0	**3**	8	19,0	64	**A201606343000**	**44,32**
6,0	**3**	10	19,0	64	**A201606344000**	**47,68**
6,0	**3**	13	25,0	70	**A201606345000**	**74,41**
6,0	**3**	16	25,0	70	**A201606346000**	**93,82**
6,0	**3**	19	25,0	70	**A201606347000**	**139,52**
6,0	**3**	25	25,0	70	**A201606348000**	**194,63**
6,0	**6**	3	12,0	50	**A201606652000**	**27,04**
6,0	**6**	4	13,0	50	**A201606653000**	**27,04**
6,0	**6**	5	16,0	50	**A201606654000**	**27,04**
6,0	**6**	6	18,0	50	**A201606655000**	**27,04**
6,0	**6**	6	18,0	100	**A201606656000**	**72,05**
6,0	**6**	6	18,0	150	**A201606657000**	**110,78**
6,0	**6**	6	25,0	50	**A201606658000**	**39,07**

d	Cut	D	l	L	Code	Price
mm.	nº	mm.	mm.	mm.		€
6,0	**6**	8	19,0	64	**A201606659000**	**35,38**
6,0	**6**	8	19,2	170	**A201606660000**	**63,06**
6,0	**6**	10	19,0	64	**A201606661000**	**38,06**
6,0	**6**	10	19,2	170	**A201606662000**	**74,26**
6,0	**6**	10	13,0	59	**A201606663000**	**41,86**
6,0	**6**	10	25,0	70	**A201606664000**	**45,27**
6,0	**6**	11	25,0	70	**A201606665000**	**55,08**
6,0	**6**	12	25,0	70	**A201606666000**	**59,37**
6,0	**6**	13	25,4	175	**A201606667000**	**105,10**
6,0	**6**	13	19,0	64	**A201606668000**	**58,17**
6,0	**6**	13	25,0	70	**A201606669000**	**59,37**
6,0	**6**	16	25,0	70	**A201606670000**	**74,86**
6,0	**6**	19	25,0	70	**A201606671000**	**111,35**
6,0	**6**	25	25,0	70	**A201606672000**	**155,69**
8,0	**2**	13	25,0	70	**A201608273000**	**59,37**
8,0	**2**	16	25,0	70	**A201608274000**	**74,86**
8,0	**2**	19	25,0	70	**A201608275000**	**111,35**
8,0	**2**	25	25,0	70	**A201608276000**	**155,69**
8,0	**3**	13	25,0	70	**A201608377000**	**74,41**
8,0	**3**	16	25,0	70	**A201608378000**	**93,82**
8,0	**3**	19	25,0	70	**A201608379000**	**139,52**
8,0	**3**	25	25,0	70	**A201608380000**	**194,63**
8,0	**6**	13	25,0	70	**A201608682000**	**59,37**
8,0	**6**	16	25,0	70	**A201608683000**	**74,86**
8,0	**6**	19	25,0	70	**A201608684000**	**111,35**
8,0	**6**	25	25,0	70	**A201608685000**	**155,69**

201.63 LATZ NORM | Classic series Hard Metal | TiAlN

Cylindrical shape with end cut. Type B, ZYAS, SB

Rotary burrs cylindrical shank



2 6 3

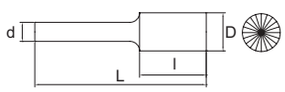

Details and applications

CUT 2: Standard cut for general applications
CUT 3: Fast Mill cut for rapid stock removal of softer non-ferrous materials including plastics
CUT 6: Double cut for general purpose use. Improves control and reduces chips.

d	Cut	D	l	L	Code	Price
mm.	nº	mm.	mm.	mm.		€
3,0	**6**	3	14,0	38	**A201633686000**	**24,47**
6,0	**3**	10	19,2	65	**A201636387000**	**66,60**
6,0	**3**	13	25,4	70	**A201636388000**	**96,48**
6,0	**6**	6	18,0	50	**A201636689000**	**35,16**

d	Cut	D	l	L	Code	Price
mm.	nº	mm.	mm.	mm.		€
6,0	**6**	8	19,2	65	**A201636690000**	**49,51**
6,0	**6**	10	19,2	65	**A201636691000**	**53,27**
6,0	**6**	13	25,4	70	**A201636692000**	**77,19**

LATZ

202.60 LATZ NORM

Classic series Hard Metal

Round nosed cylindrical shape. Type C, WRC, SC

Rotary burrs cylindrical shank



2 6 3

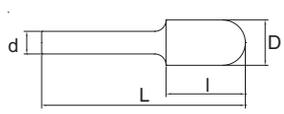

Details and applications

CUT 2: Standard cut for general applications
CUT 3: Fast Mill cut for rapid stock removal of softer non-ferrous materials including plastics
CUT 6: Double cut for general purpose use. Improves control and reduces chips.

d	Cut	D	l	L	Code	Price
mm.	nº	mm.	mm.	mm.		€
3,0	**2**	3	14,0	75	**A202603200000**	**23,52**
3,0	**2**	3	14,0	100	**A202603201000**	**37,46**
3,0	**2**	5	12,7	38	**A202603202000**	**34,60**
3,0	**2**	6	12,7	44	**A202603203000**	**23,53**
3,0	**2**	1	4,0	38	**A202603293000**	**22,80**
3,0	**2**	2	4,0	38	**A202603294000**	**22,80**
3,0	**2**	2	4,0	38	**A202603295000**	**22,80**
3,0	**2**	2	11,0	38	**A202603296000**	**14,35**
3,0	**2**	3	11,0	38	**A202603297000**	**14,35**
3,0	**2**	3	14,0	38	**A202603298000**	**14,35**
3,0	**2**	3	14,0	50	**A202603299000**	**20,97**
3,0	**3**	3	14,0	38	**A202603304000**	**17,92**
3,0	**3**	6	12,7	44	**A202603305000**	**29,41**
3,0	**6**	2	11,0	38	**A202603606000**	**14,35**
3,0	**6**	3	11,0	38	**A202603607000**	**14,35**
3,0	**6**	3	14,0	38	**A202603608000**	**14,35**
3,0	**6**	3	14,0	50	**A202603609000**	**20,97**
3,0	**6**	3	14,0	75	**A202603610000**	**23,52**
3,0	**6**	3	14,0	100	**A202603611000**	**37,46**
3,0	**6**	5	12,7	38	**A202603612000**	**34,60**
3,0	**6**	6	12,7	44	**A202603613000**	**23,53**
6,0	**2**	3	12,0	50	**A202606214000**	**28,62**
6,0	**2**	4	13,0	50	**A202606215000**	**28,62**
6,0	**2**	5	16,0	50	**A202606216000**	**28,62**
6,0	**2**	6	18,0	50	**A202606217000**	**28,62**
6,0	**2**	6	18,0	100	**A202606218000**	**67,77**
6,0	**2**	6	18,0	150	**A202606219000**	**102,96**
6,0	**2**	6	25,0	50	**A202606220000**	**39,23**
6,0	**2**	8	19,0	63	**A202606221000**	**35,02**
6,0	**2**	8	19,2	170	**A202606222000**	**60,59**
6,0	**2**	10	19,0	63	**A202606223000**	**38,52**
6,0	**2**	10	25,0	70	**A202606224000**	**45,16**
6,0	**2**	10	19,2	170	**A202606225000**	**63,37**
6,0	**2**	11	25,0	70	**A202606226000**	**55,05**
6,0	**2**	12	10,0	54	**A202606227000**	**60,89**
6,0	**2**	13	25,4	175	**A202606228000**	**89,89**
6,0	**2**	13	19,0	64	**A202606229000**	**59,75**
6,0	**2**	13	25,0	70	**A202606230000**	**60,55**

d	Cut	D	l	L	Code	Price
mm.	nº	mm.	mm.	mm.		€
6,0	**2**	16	25,0	70	**A202606231000**	**76,20**
6,0	**2**	19	25,0	70	**A202606232000**	**109,40**
6,0	**2**	25	25,0	70	**A202606233000**	**148,62**
6,0	**3**	6	18,0	50	**A202606334000**	**35,84**
6,0	**3**	8	19,0	63	**A202606335000**	**43,91**
6,0	**3**	10	19,0	63	**A202606336000**	**48,27**
6,0	**3**	11	25,0	70	**A202606337000**	**68,81**
6,0	**3**	13	19,0	64	**A202606338000**	**74,68**
6,0	**3**	13	25,0	70	**A202606339000**	**75,87**
6,0	**3**	16	25,0	70	**A202606340000**	**95,47**
6,0	**3**	19	25,0	70	**A202606341000**	**137,05**
6,0	**6**	3	12,0	50	**A202606646000**	**28,62**
6,0	**6**	4	13,0	50	**A202606647000**	**28,62**
6,0	**6**	5	16,0	50	**A202606648000**	**28,62**
6,0	**6**	6	18,0	50	**A202606649000**	**28,62**
6,0	**6**	6	18,0	100	**A202606650000**	**67,77**
6,0	**6**	6	18,0	150	**A202606651000**	**102,96**
6,0	**6**	6	25,0	50	**A202606652000**	**39,23**
6,0	**6**	8	19,0	63	**A202606653000**	**35,02**
6,0	**6**	8	19,2	170	**A202606654000**	**60,59**
6,0	**6**	10	19,0	63	**A202606655000**	**38,52**
6,0	**6**	10	25,0	70	**A202606656000**	**45,16**
6,0	**6**	10	19,2	170	**A202606657000**	**63,37**
6,0	**6**	11	25,0	70	**A202606658000**	**55,05**
6,0	**6**	12	10,0	54	**A202606659000**	**60,89**
6,0	**6**	12	25,0	70	**A202606660000**	**60,55**
6,0	**6**	13	25,4	175	**A202606661000**	**89,89**
6,0	**6**	13	19,0	64	**A202606662000**	**59,75**
6,0	**6**	13	25,0	70	**A202606663000**	**60,55**
6,0	**6**	16	25,0	70	**A202606664000**	**76,20**
6,0	**6**	19	25,0	70	**A202606665000**	**109,40**
6,0	**6**	25	25,0	70	**A202606666000**	**148,62**
8,0	**2**	13	25,0	70	**A202608267000**	**60,55**
8,0	**2**	16	25,0	70	**A202608268000**	**76,20**
8,0	**2**	19	25,0	70	**A202608269000**	**109,40**
8,0	**2**	25	25,0	70	**A202608270000**	**148,62**

202.63 LATZ NORM | Classic series Hard Metal | TiAlN

Round nosed cylindrical shape. Type C, WRC, SC

Rotary burrs cylindrical shank



2 6 3

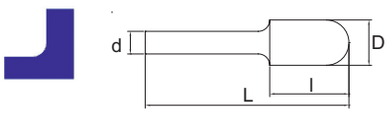

Details and applications

CUT 2: Standard cut for general applications
CUT 3: Fast Mill cut for rapid stock removal of softer non-ferrous materials including plastics
CUT 6: Double cut for general purpose use. Improves control and reduces chips.

d	Cut	D	l	L	Code	Price
mm.	nº	mm.	mm.	mm.		€
3,0	**6**	3	14,0	38	**A202633679000**	**22,22**
6,0	**3**	10	19,2	65	**A202636380000**	**67,41**
6,0	**3**	13	25,4	70	**A202636381000**	**98,41**
6,0	**6**	6	18,0	50	**A202636682000**	**37,21**

d	Cut	D	l	L	Code	Price
mm.	nº	mm.	mm.	mm.		€
6,0	**6**	8	19,2	65	**A202636683000**	**49,04**
6,0	**6**	10	19,2	65	**A202636684000**	**53,92**
6,0	**6**	13	25,4	70	**A202636685000**	**78,71**

203.60 LATZ NORM | Classic series Hard Metal

Spherical shape Type D, KUD, SD

Rotary burrs cylindrical shank

2 6 3

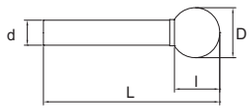

Details and applications

CUT 2: Standard cut for general applications
CUT 3: Fast Mill cut for rapid stock removal of softer non-ferrous materials including plastics
CUT 6: Double cut for general purpose use. Improves control and reduces chips.

d	Cut	D	l	L	Code	Price
mm.	nº	mm.	mm.	mm.		€
3,0	**2**	1	0,9	38	**A203603286000**	**22,80**
3,0	**2**	1,5	1,4	38	**A203603287000**	**22,80**
3,0	**2**	2	1,8	38	**A203603288000**	**14,35**
3,0	**2**	2	1,8	38	**A203603289000**	**22,80**
3,0	**2**	2,5	2,3	38	**A203603290000**	**14,35**
3,0	**2**	3	2,5	38	**A203603291000**	**14,35**
3,0	**2**	3	2,7	50	**A203603292000**	**19,34**
3,0	**2**	3	2,7	75	**A203603293000**	**22,02**

d	Cut	D	l	L	Code	Price
mm.	nº	mm.	mm.	mm.		€
3,0	**2**	4	3,4	38	**A203603294000**	**34,60**
3,0	**2**	5	4,7	38	**A203603295000**	**34,58**
3,0	**2**	6,3	5,0	38	**A203603296000**	**23,53**
3,0	**3**	3	2,5	38	**A203603397000**	**17,92**
3,0	**3**	4	3,4	38	**A203603398000**	**43,27**
3,0	**3**	6,3	5,0	38	**A203603399000**	**29,41**
3,0	**6**	2	1,8	38	**A203603600000**	**14,35**
3,0	**6**	2,5	2,3	38	**A203603601000**	**14,35**

d	Cut	D	l	L	Code	Price
mm.	nº	mm.	mm.	mm.		€
3,0	**6**	3	2,5	38	**A203603602000**	**14,35**
3,0	**6**	3	2,7	50	**A203603603000**	**19,34**
3,0	**6**	3	2,7	75	**A203603604000**	**22,02**
3,0	**6**	4	3,4	38	**A203603605000**	**34,60**
3,0	**6**	5	4,7	38	**A203603606000**	**34,58**
3,0	**6**	6,3	5,0	38	**A203603607000**	**23,53**
6,0	**2**	3	2,5	50	**A203606208000**	**26,31**
6,0	**2**	4	3,0	50	**A203606209000**	**26,31**
6,0	**2**	5	4,0	50	**A203606210000**	**26,31**
6,0	**2**	6	4,7	50	**A203606211000**	**26,31**
6,0	**2**	8	6,0	52	**A203606212000**	**28,26**
6,0	**2**	8	7,0	180	**A203606213000**	**53,69**
6,0	**2**	9,5	8,0	54	**A203606214000**	**31,61**
6,0	**2**	9,6	8,5	185	**A203606215000**	**54,57**
6,0	**2**	11	9,5	55	**A203606216000**	**36,56**
6,0	**2**	12,5	11,4	162	**A203606217000**	**66,89**
6,0	**2**	12,7	11,0	56	**A203606218000**	**42,66**
6,0	**2**	16	14,0	60	**A203606219000**	**52,86**
6,0	**2**	19	16,5	62	**A203606220000**	**72,96**
6,0	**2**	25	22,0	68	**A203606221000**	**125,35**
6,0	**3**	6	4,7	50	**A203606322000**	**32,97**
6,0	**3**	8	6,0	52	**A203606323000**	**35,43**
6,0	**3**	9,5	8,0	54	**A203606324000**	**39,59**
6,0	**3**	12,7	11,0	56	**A203606325000**	**53,46**
6,0	**3**	16	14,0	60	**A203606326000**	**66,22**
6,0	**3**	19	16,5	62	**A203606327000**	**91,42**
6,0	**3**	25	22,0	68	**A203606328000**	**156,68**
6,0	**6**	3	2,5	50	**A203606631000**	**26,31**

d	Cut	D	l	L	Code	Price
mm.	nº	mm.	mm.	mm.		€
6,0	**6**	4	3,0	50	**A203606632000**	**26,31**
6,0	**6**	5	4,0	50	**A203606633000**	**26,31**
6,0	**6**	6	4,7	50	**A203606634000**	**26,31**
6,0	**6**	8	6,0	52	**A203606635000**	**28,26**
6,0	**6**	8	7,0	180	**A203606636000**	**53,69**
6,0	**6**	9,5	8,0	54	**A203606637000**	**31,61**
6,0	**6**	9,6	8,5	185	**A203606638000**	**54,57**
6,0	**6**	11	9,5	55	**A203606639000**	**36,56**
6,0	**6**	12	11,0	56	**A203606640000**	**42,66**
6,0	**6**	12,5	11,4	162	**A203606641000**	**66,89**
6,0	**6**	12,7	11,0	56	**A203606642000**	**42,66**
6,0	**6**	16	14,0	60	**A203606643000**	**52,86**
6,0	**6**	19	16,5	62	**A203606644000**	**72,96**
6,0	**6**	25	22,0	68	**A203606645000**	**125,35**
8,0	**2**	12,7	11,0	56	**A203608246000**	**42,66**
8,0	**2**	16	14,0	60	**A203608247000**	**52,86**
8,0	**2**	19	16,5	62	**A203608248000**	**72,96**
8,0	**2**	25	22,0	68	**A203608249000**	**125,35**
8,0	**3**	12,7	11,0	56	**A203608350000**	**53,46**
8,0	**3**	16	14,0	60	**A203608351000**	**66,22**
8,0	**3**	19	16,5	62	**A203608352000**	**91,42**
8,0	**3**	25	22,0	68	**A203608353000**	**156,68**
8,0	**6**	12,7	11,0	56	**A203608654000**	**42,66**
8,0	**6**	16	14,0	60	**A203608655000**	**52,86**
8,0	**6**	19	16,5	62	**A203608656000**	**72,96**
8,0	**6**	25	22,0	68	**A203608657000**	**125,35**

203.63 LATZ NORM | Classic series Hard Metal | TiAlN

Spherical shape Type D, KUD, SD

Rotary burrs cylindrical shank



2 6 3

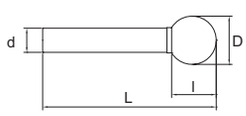

Details and applications

CUT 2: Standard cut for general applications
CUT 3: Fast Mill cut for rapid stock removal of softer non-ferrous materials including plastics
CUT 6: Double cut for general purpose use. Improves control and reduces chips.

d	Cut	D	l	L	Code	Price
mm.	nº	mm.	mm.	mm.		€
3,0	**6**	3	2,7	38	**A203633658000**	**22,22**
6,0	**3**	10	8,5	54	**A203636359000**	**55,31**
6,0	**3**	13	11,4	56	**A203636360000**	**69,32**
6,0	**6**	6	5,7	50	**A203636661000**	**34,21**

d	Cut	D	l	L	Code	Price
mm.	nº	mm.	mm.	mm.		€
6,0	**6**	8	7,0	52	**A203636662000**	**39,57**
6,0	**6**	10	8,5	54	**A203636663000**	**44,24**
6,0	**6**	13	11,4	56	**A203636664000**	**55,46**

204.60
LATZ NORM

Classic series
Hard Metal

Oval form (Drop).
Type E, TRE, SE

Rotary burrs cylindrical shank



2 6 3

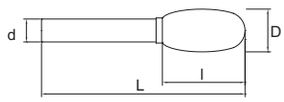

Details and applications

CUT 2: Standard cut for general applications
CUT 3: Fast Mill cut for rapid stock removal of softer non-ferrous materials including plastics
CUT 6: Double cut for general purpose use. Improves control and reduces chips.

d	Cut	D	l	L	Code	Price
mm.	nº	mm.	mm.	mm.		€
3,0	**2**	2	4,0	38	**A204603265000**	**22,80**
3,0	**2**	3	5,5	38	**A204603266000**	**14,35**
3,0	**2**	3	6,0	50	**A204603267000**	**18,80**
3,0	**2**	3	6,0	75	**A204603268000**	**23,01**
3,0	**2**	5	7,1	38	**A204603269000**	**34,60**
3,0	**2**	6	9,5	42	**A204603270000**	**23,53**
3,0	**3**	3	5,5	38	**A204603371000**	**17,92**
3,0	**3**	5	8,0	38	**A204603372000**	**43,27**
3,0	**3**	6	9,5	42	**A204603373000**	**29,41**
3,0	**6**	3	5,5	38	**A204603674000**	**14,35**
3,0	**6**	3	6,0	50	**A204603675000**	**18,80**
3,0	**6**	3	6,0	75	**A204603676000**	**23,01**
3,0	**6**	5	7,1	38	**A204603677000**	**34,60**
3,0	**6**	6	9,5	42	**A204603678000**	**23,53**
6,0	**2**	6	10,0	50	**A204606279000**	**32,17**
6,0	**2**	8	15,0	60	**A204606280000**	**35,17**
6,0	**2**	10	16,0	60	**A204606281000**	**38,52**
6,0	**2**	10	16,0	168	**A204606282000**	**63,74**
6,0	**2**	13	22,0	67	**A204606283000**	**56,42**
6,0	**2**	13	22,0	175	**A204606284000**	**79,08**

d	Cut	D	l	L	Code	Price
mm.	nº	mm.	mm.	mm.		€
6,0	**2**	16	25,0	70	**A204606285000**	**78,38**
6,0	**2**	19	25,0	70	**A204606286000**	**105,26**
6,0	**3**	6	10,0	50	**A204606387000**	**40,21**
6,0	**3**	8	15,0	60	**A204606388000**	**43,97**
6,0	**3**	10	16,0	60	**A204606389000**	**48,27**
6,0	**3**	13	22,0	67	**A204606390000**	**70,68**
6,0	**3**	16	25,0	70	**A204606391000**	**98,20**
6,0	**3**	19	25,0	70	**A204606392000**	**131,59**
6,0	**6**	13	22,0	67	**A204606600000**	**56,42**
6,0	**6**	13	22,0	175	**A204606601000**	**79,08**
6,0	**6**	16	25,0	70	**A204606602000**	**78,38**
6,0	**6**	19	25,0	70	**A204606603000**	**105,26**
6,0	**6**	6	10,0	50	**A204606695000**	**32,17**
6,0	**6**	8	15,0	60	**A204606696000**	**35,17**
6,0	**6**	10	16,0	60	**A204606697000**	**38,52**
6,0	**6**	10	16,0	168	**A204606698000**	**63,74**
6,0	**6**	12	21,0	66	**A204606699000**	**56,42**
8,0	**2**	13	22,0	67	**A204608204000**	**56,42**
8,0	**2**	16	25,0	70	**A204608205000**	**78,38**
8,0	**2**	19	25,0	70	**A204608206000**	**105,26**

LATZ

205.60 LATZ NORM

Classic series Hard Metal

Ball nosed tree form. Type F, RBF, SF

Rotary burrs cylindrical shank

Details and applications

CUT 2: Standard cut for general applications
CUT 3: Fast Mill cut for rapid stock removal of softer non-ferrous materials including plastics
CUT 6: Double cut for general purpose use. Improves control and reduces chips.

d	Cut	D	l	L	Code	Price
mm.	nº	mm.	mm.	mm.		€
3,0	2	2	4,0	38	A205603213000	22,80
3,0	2	3	6,0	38	A205603214000	14,35
3,0	2	3	8,0	38	A205603215000	14,35
3,0	2	3	14,0	38	A205603216000	14,35
3,0	2	3	14,0	50	A205603217000	20,97
3,0	2	3	14,0	75	A205603218000	23,67
3,0	2	5	12,7	38	A205603219000	34,60
3,0	2	6	12,7	45	A205603220000	23,53
3,0	3	3	8,0	38	A205603321000	17,92
3,0	3	3	14,0	38	A205603322000	17,92
3,0	3	6	12,7	45	A205603323000	29,42
3,0	6	3	6,0	38	A205603624000	14,35
3,0	6	3	8,0	38	A205603625000	14,35
3,0	6	3	14,0	38	A205603626000	14,35
3,0	6	3	14,0	50	A205603627000	20,97
3,0	6	3	14,0	75	A205603628000	23,67
3,0	6	5	12,7	38	A205603629000	34,60
3,0	6	6	12,7	45	A205603630000	23,53
6,0	2	6	18,0	50	A205606231000	29,89
6,0	2	6	18,0	150	A205606232000	102,96
6,0	2	8	20,0	65	A205606233000	35,17
6,0	2	10	19,0	64	A205606234000	37,68
6,0	2	10	19,0	170	A205606235000	60,72
6,0	2	11	25,0	70	A205606236000	52,40
6,0	2	13	25,4	175	A205606237000	79,34
6,0	2	13	19,0	65	A205606238000	55,05
6,0	2	13	25,0	70	A205606239000	55,75
6,0	2	16	25,0	70	A205606240000	76,98
6,0	2	16	30,0	75	A205606241000	97,36
6,0	2	19	25,0	70	A205606242000	101,21
6,0	2	19	32,0	77	A205606243000	127,45
6,0	2	19	38,0	83	A205606244000	149,65
6,0	3	6	18,0	50	A205606345000	37,44
6,0	3	8	20,0	65	A205606346000	44,06
6,0	3	10	19,0	64	A205606347000	47,20
6,0	3	13	25,0	70	A205606348000	69,85

d	Cut	D	l	L	Code	Price
mm.	nº	mm.	mm.	mm.		€
6,0	3	16	25,0	70	A205606349000	96,45
6,0	3	19	25,0	70	A205606350000	126,84
6,0	3	19	32,0	77	A205606351000	159,29
6,0	3	19	38,0	83	A205606352000	187,06
6,0	6	6	18,0	50	A205606656000	29,89
6,0	6	6	18,0	150	A205606657000	102,96
6,0	6	8	20,0	65	A205606658000	35,17
6,0	6	10	19,0	64	A205606659000	37,68
6,0	6	10	19,0	170	A205606660000	60,72
6,0	6	11	25,0	70	A205606661000	52,40
6,0	6	12	25,0	70	A205606662000	55,75
6,0	6	13	25,4	175	A205606663000	79,34
6,0	6	13	19,0	65	A205606664000	55,05
6,0	6	13	25,0	70	A205606665000	55,75
6,0	6	16	25,0	70	A205606666000	76,98
6,0	6	16	30,0	75	A205606667000	97,36
6,0	6	19	25,0	70	A205606668000	101,21
6,0	6	19	32,0	77	A205606669000	127,45
6,0	6	19	38,0	83	A205606670000	149,65
8,0	2	13	25,0	70	A205608271000	55,75
8,0	2	16	25,0	70	A205608272000	76,98
8,0	2	19	25,0	70	A205608273000	101,21
8,0	2	19	32,0	77	A205608274000	127,45
8,0	2	19	38,0	83	A205608275000	149,65
8,0	3	13	25,0	70	A205608376000	69,85
8,0	3	16	25,0	70	A205608377000	96,45
8,0	3	19	25,0	70	A205608378000	126,84
8,0	3	19	32,0	77	A205608379000	159,29
8,0	3	19	38,0	83	A205608380000	187,06
8,0	6	13	25,0	70	A205608683000	55,75
8,0	6	16	25,0	70	A205608684000	76,98
8,0	6	19	25,0	70	A205608685000	101,21
8,0	6	19	32,0	77	A205608686000	127,45
8,0	6	19	38,0	83	A205608687000	149,65

205.63 LATZ NORM | Classic series Hard Metal | TiAlN

Ball nosed tree form. Type F, RBF, SF

Rotary burrs cylindrical shank

Details and applications

CUT 2: Standard cut for general applications
CUT 3: Fast Mill cut for rapid stock removal of softer non-ferrous materials including plastics
CUT 6: Double cut for general purpose use. Improves control and reduces chips.

d	Cut	D	l	L	Code	Price
mm.	nº	mm.	mm.	mm.		€
3,0	**6**	3	14,0	38	**A205633688000**	**22,22**
6,0	**3**	10	19,0	64	**A205636389000**	**65,95**
6,0	**3**	13	25,4	70	**A205636390000**	**90,59**
6,0	**6**	6	18,0	50	**A205636691000**	**38,86**

d	Cut	D	l	L	Code	Price
mm.	nº	mm.	mm.	mm.		€
6,0	**6**	10	19,0	64	**A205636692000**	**52,75**
6,0	**6**	13	25,4	70	**A205636693000**	**72,47**

206.60 LATZ NORM | Classic series Hard Metal

Pointed tree form. Type G, SPG, SG

Rotary burrs cylindrical shank

Details and applications

CUT 2: Standard cut for general applications
CUT 3: Fast Mill cut for rapid stock removal of softer non-ferrous materials including plastics
CUT 6: Double cut for general purpose use. Improves control and reduces chips.

d	Cut	D	l	L	Code	Price
mm.	nº	mm.	mm.	mm.		€
3,0	**2**	5	12,7	38	**A206603200000**	**34,60**
3,0	**2**	6	12,7	45	**A206603201000**	**23,53**
3,0	**2**	2	4,0	38	**A206603294000**	**22,80**
3,0	**2**	3	6,0	38	**A206603295000**	**14,35**
3,0	**2**	3	10,0	38	**A206603296000**	**14,35**
3,0	**2**	3	14,0	38	**A206603297000**	**14,35**
3,0	**2**	3	14,0	50	**A206603298000**	**18,80**
3,0	**2**	3	14,0	75	**A206603299000**	**23,01**
3,0	**3**	3	14,0	38	**A206603302000**	**17,92**
3,0	**3**	6	12,7	45	**A206603303000**	**29,41**

d	Cut	D	l	L	Code	Price
mm.	nº	mm.	mm.	mm.		€
3,0	**6**	3	6,0	38	**A206603604000**	**14,35**
3,0	**6**	3	10,0	38	**A206603605000**	**14,35**
3,0	**6**	3	14,0	38	**A206603606000**	**14,35**
3,0	**6**	3	14,0	50	**A206603607000**	**18,80**
3,0	**6**	3	14,0	75	**A206603608000**	**23,01**
3,0	**6**	5	12,7	38	**A206603609000**	**34,60**
3,0	**6**	6	12,7	45	**A206603610000**	**23,53**
6,0	**2**	6	18,0	50	**A206606211000**	**29,89**
6,0	**2**	8	19,0	64	**A206606212000**	**36,30**
6,0	**2**	10	19,0	64	**A206606213000**	**40,21**

d	Cut	D	l	L	Code	Price
mm.	nº	mm.	mm.	mm.		€
6,0	**2**	10	19,2	170	**A206606214000**	**63,74**
6,0	**2**	12	30,0	75	**A206606215000**	**75,72**
6,0	**2**	13	25,4	175	**A206606216000**	**79,08**
6,0	**2**	13	19,0	64	**A206606217000**	**54,67**
6,0	**2**	13	25,0	70	**A206606218000**	**54,67**
6,0	**2**	16	25,0	70	**A206606219000**	**76,05**
6,0	**2**	16	30,0	75	**A206606220000**	**101,21**
6,0	**2**	19	25,0	70	**A206606221000**	**101,21**
6,0	**2**	19	38,0	83	**A206606222000**	**149,65**
6,0	**3**	6	18,0	50	**A206606323000**	**37,35**
6,0	**3**	8	19,0	64	**A206606324000**	**45,40**
6,0	**3**	10	19,0	64	**A206606325000**	**50,27**
6,0	**3**	13	25,0	70	**A206606326000**	**68,35**
6,0	**3**	16	25,0	70	**A206606327000**	**95,06**
6,0	**6**	6	18,0	50	**A206606630000**	**29,89**
6,0	**6**	8	19,0	64	**A206606631000**	**36,30**
6,0	**6**	10	19,0	64	**A206606632000**	**40,21**
6,0	**6**	10	19,2	170	**A206606633000**	**63,74**
6,0	**6**	12	25,0	70	**A206606634000**	**54,67**
6,0	**6**	12	30,0	75	**A206606635000**	**75,72**

d	Cut	D	l	L	Code	Price
mm.	nº	mm.	mm.	mm.		€
6,0	**6**	13	25,4	175	**A206606636000**	**79,08**
6,0	**6**	13	19,0	64	**A206606637000**	**54,67**
6,0	**6**	13	25,0	70	**A206606638000**	**54,67**
6,0	**6**	16	25,0	70	**A206606639000**	**76,05**
6,0	**6**	16	30,0	75	**A206606640000**	**101,21**
6,0	**6**	19	25,0	70	**A206606641000**	**101,21**
6,0	**6**	19	38,0	83	**A206606642000**	**149,65**
8,0	**2**	12	25,0	70	**A206608243000**	**54,67**
8,0	**2**	12	30,0	75	**A206608244000**	**75,72**
8,0	**2**	16	25,0	70	**A206608245000**	**76,05**
8,0	**2**	19	25,0	70	**A206608246000**	**101,21**
8,0	**2**	19	38,0	83	**A206608247000**	**149,65**
8,0	**3**	13	25,0	70	**A206608348000**	**68,35**
8,0	**3**	16	25,0	70	**A206608349000**	**95,06**
8,0	**6**	12	25,0	70	**A206608651000**	**54,67**
8,0	**6**	12	30,0	75	**A206608652000**	**75,72**
8,0	**6**	16	25,0	70	**A206608653000**	**76,05**
8,0	**6**	19	25,0	70	**A206608654000**	**101,21**
8,0	**6**	19	38,0	83	**A206608655000**	**149,65**

206.63
LATZ NORM

Classic series Hard Metal | TiAlN

Pointed tree form. Type G, SPG, SG

Rotary burrs cylindrical shank

Details and applications

CUT 2: Standard cut for general applications
CUT 3: Fast Mill cut for rapid stock removal of softer non-ferrous materials including plastics
CUT 6: Double cut for general purpose use. Improves control and reduces chips.

d	Cut	D	l	L	Code	Price
mm.	nº	mm.	mm.	mm.		€
3,0	**6**	3	14,0	38	**A206633656000**	**22,22**
6,0	**6**	6	18,0	50	**A206636657000**	**38,86**
6,0	**6**	10	19,2	65	**A206636658000**	**56,28**
6,0	**6**	13	25,4	70	**A206636659000**	**71,07**

207.60 LATZ NORM

Classic series Hard Metal

Flame form. Type H, SH

Rotary burrs cylindrical shank



2 6 3

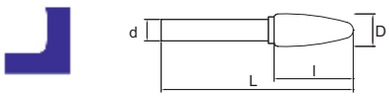

Details and applications

CUT 2: Standard cut for general applications
CUT 3: Fast Mill cut for rapid stock removal of softer non-ferrous materials including plastics
CUT 6: Double cut for general purpose use. Improves control and reduces chips..

d	Cut	D	l	L	Code	Price
mm.	nº	mm.	mm.	mm.		€
3,0	**2**	3	6,0	38	**A207603260000**	**14,35**
3,0	**2**	3	6,0	50	**A207603261000**	**18,80**
3,0	**2**	3	6,0	75	**A207603262000**	**23,01**
3,0	**2**	5	9,5	38	**A207603263000**	**34,60**
3,0	**2**	6	13,0	43	**A207603264000**	**23,53**
3,0	**6**	3	6,0	38	**A207603665000**	**14,35**
3,0	**6**	3	6,0	50	**A207603666000**	**18,80**
3,0	**6**	3	6,0	75	**A207603667000**	**23,01**
3,0	**6**	5	9,5	38	**A207603668000**	**34,60**
3,0	**6**	6	13,0	43	**A207603669000**	**23,53**
6,0	**2**	6	14,0	50	**A207606270000**	**29,86**
6,0	**2**	8	19,0	64	**A207606271000**	**39,54**
6,0	**2**	8	19,0	172	**A207606272000**	**60,62**
6,0	**2**	10	19,0	65	**A207606273000**	**68,62**
6,0	**2**	13	32,0	77	**A207606274000**	**80,71**
6,0	**2**	13	32,0	178	**A207606275000**	**79,08**
6,0	**2**	16	36,0	80	**A207606276000**	**111,46**
6,0	**2**	19	41,0	86	**A207606277000**	**141,55**
6,0	**3**	8	19,0	64	**A207606378000**	**49,43**
6,0	**3**	10	19,0	65	**A207606379000**	**85,76**

d	Cut	D	l	L	Code	Price
mm.	nº	mm.	mm.	mm.		€
6,0	**3**	13	32,0	77	**A207606380000**	**100,89**
6,0	**3**	16	36,0	80	**A207606381000**	**139,30**
6,0	**6**	6	14,0	50	**A207606683000**	**29,86**
6,0	**6**	8	19,0	64	**A207606684000**	**39,54**
6,0	**6**	8	19,0	172	**A207606685000**	**60,62**
6,0	**6**	10	19,0	65	**A207606686000**	**68,62**
6,0	**6**	12	30,0	75	**A207606687000**	**80,71**
6,0	**6**	13	32,0	77	**A207606688000**	**80,71**
6,0	**6**	13	32,0	178	**A207606689000**	**79,08**
6,0	**6**	16	36,0	80	**A207606690000**	**111,46**
6,0	**6**	19	41,0	86	**A207606691000**	**141,55**
8,0	**2**	13	32,0	77	**A207608292000**	**80,71**
8,0	**2**	16	36,0	80	**A207608293000**	**111,46**
8,0	**2**	19	41,0	86	**A207608294000**	**141,55**
8,0	**3**	13	32,0	77	**A207608395000**	**100,89**
8,0	**3**	16	36,0	81	**A207608396000**	**139,30**
8,0	**6**	13	32,0	77	**A207608697000**	**80,71**
8,0	**6**	16	36,0	80	**A207608698000**	**111,46**
8,0	**6**	19	41,0	86	**A207608699000**	**141,55**

207.63 LATZ NORM

Classic series Hard Metal

TiAlN

Flame form. Type H, SH

Rotary burrs cylindrical shank



2 6 3

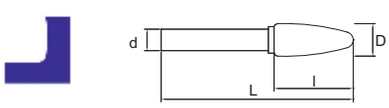

Details and applications

CUT 2: Standard cut for general applications
CUT 3: Fast Mill cut for rapid stock removal of softer non-ferrous materials including plastics
CUT 6: Double cut for general purpose use. Improves control and reduces chips.

d	Cut	D	l	L	Code	Price
mm.	nº	mm.	mm.	mm.		€
6,0	**6**	8	19,2	65	**A207636600000**	**55,36**
6,0	**6**	13	31,8	77	**A207636601000**	**104,92**

LATZ

208.60 LATZ NORM

Classic series Hard Metal

60º Countersink form. Type J, KSJ, SJ

Rotary burrs cylindrical shank



2 6 3

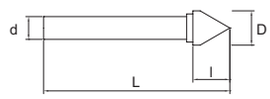

Details and applications

CUT 2: Standard cut for general applications
CUT 3: Fast Mill cut for rapid stock removal of softer non-ferrous materials including plastics
CUT 6: Double cut for general purpose use. Improves control and reduces chips.

d	Cut	D	l	L	Code	Price
mm.	nº	mm.	mm.	mm.		€
3,0	**2**	3	2,5	38	**A208603202000**	**14,35**
3,0	**6**	3	2,5	38	**A208603603000**	**14,35**
6,0	**2**	6	4,0	50	**A208606204000**	**26,31**
6,0	**2**	10	8,0	56	**A208606205000**	**34,40**
6,0	**2**	13	11,0	59	**A208606206000**	**41,84**
6,0	**2**	16	14,5	63	**A208606207000**	**55,75**
6,0	**2**	19	17,5	65	**A208606208000**	**73,21**
6,0	**2**	25	24,5	70	**A208606209000**	**117,44**
6,0	**6**	6	4,0	50	**A208606610000**	**26,31**
6,0	**6**	10	8,0	56	**A208606611000**	**34,40**
6,0	**6**	13	11,0	59	**A208606612000**	**41,84**
6,0	**6**	16	14,5	63	**A208606613000**	**55,75**

d	Cut	D	l	L	Code	Price
mm.	nº	mm.	mm.	mm.		€
6,0	**6**	19	17,5	65	**A208606614000**	**73,21**
6,0	**6**	25	24,5	70	**A208606615000**	**117,44**
8,0	**2**	13	11,0	59	**A208608216000**	**41,84**
8,0	**2**	16	14,5	63	**A208608217000**	**55,75**
8,0	**2**	19	17,5	65	**A208608218000**	**73,21**
8,0	**2**	25	24,5	70	**A208608219000**	**117,44**
8,0	**6**	13	11,0	59	**A208608620000**	**41,84**
8,0	**6**	16	14,5	63	**A208608621000**	**55,75**
8,0	**6**	19	17,5	65	**A208608622000**	**73,21**
8,0	**6**	25	24,5	70	**A208608623000**	**117,44**

209.60 LATZ NORM

Classic series Hard Metal

90º Countersink form. Type K, KSK, SK

Rotary burrs cylindrical shank



2 6 3

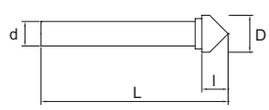

Details and applications

CUT 2: Standard cut for general applications
CUT 3: Fast Mill cut for rapid stock removal of softer non-ferrous materials including plastics
CUT 6: Double cut for general purpose use. Improves control and reduces chips.

d	Cut	D	l	L	Code	Price
mm.	nº	mm.	mm.	mm.		€
3,0	**2**	3	1,5	38	**A209603224000**	**14,35**
3,0	**6**	3	1,5	38	**A209603625000**	**14,35**
6,0	**2**	6	3,0	50	**A209606226000**	**26,31**
6,0	**2**	10	4,7	53	**A209606227000**	**34,40**
6,0	**2**	13	6,3	55	**A209606228000**	**41,84**
6,0	**2**	16	8,0	57	**A209606229000**	**55,75**
6,0	**2**	19	9,5	59	**A209606230000**	**73,21**
6,0	**2**	25	12,7	60	**A209606231000**	**117,44**
6,0	**6**	6	3,0	50	**A209606632000**	**26,31**
6,0	**6**	10	4,7	53	**A209606633000**	**34,40**
6,0	**6**	13	6,3	55	**A209606634000**	**41,84**
6,0	**6**	16	8,0	57	**A209606635000**	**55,75**

d	Cut	D	l	L	Code	Price
mm.	nº	mm.	mm.	mm.		€
6,0	**6**	19	9,5	59	**A209606636000**	**73,21**
6,0	**6**	25	12,7	60	**A209606637000**	**117,44**
8,0	**2**	13	6,3	55	**A209608238000**	**41,84**
8,0	**2**	16	8,0	57	**A209608239000**	**55,75**
8,0	**2**	19	9,5	59	**A209608240000**	**73,21**
8,0	**2**	25	12,7	60	**A209608241000**	**117,44**
8,0	**6**	13	6,3	55	**A209608642000**	**41,84**
8,0	**6**	16	8,0	57	**A209608643000**	**55,75**
8,0	**6**	19	9,5	59	**A209608644000**	**73,21**
8,0	**6**	25	12,7	60	**A209608645000**	**117,44**

210.60 LATZ NORM

Classic series Hard Metal

Ball nosed cone form. Type L, KEL, SL

Rotary burrs cylindrical shank

Design and technical specifications

Finish	Sin COATING

Details and applications

CUT 2: Standard cut for general applications
CUT 3: Fast Mill cut for rapid stock removal of softer non-ferrous materials including plastics
CUT 6: Double cut for general purpose use. Improves control and reduces chips.

d	Cut	D	l	L	Code	Price
mm.	nº	mm.	mm.	mm.		€
3,0	**2**	3	10,0	38	**A210603246000**	**14,35**
3,0	**2**	3	14,0	38	**A210603247000**	**14,35**
3,0	**2**	3	14,0	50	**A210603248000**	**18,80**
3,0	**2**	3	14,0	75	**A210603249000**	**23,01**
3,0	**2**	5	12,7	38	**A210603250000**	**34,60**
3,0	**2**	6	15,8	48	**A210603251000**	**23,53**
3,0	**3**	3	14,0	38	**A210603352000**	**17,93**
3,0	**3**	6	15,8	48	**A210603353000**	**29,41**
3,0	**6**	3	10,0	38	**A210603654000**	**14,35**
3,0	**6**	3	14,0	38	**A210603655000**	**14,35**
3,0	**6**	3	14,0	50	**A210603656000**	**18,80**
3,0	**6**	3	14,0	75	**A210603657000**	**23,01**
3,0	**6**	5	12,7	38	**A210603658000**	**34,60**
3,0	**6**	6	15,8	48	**A210603659000**	**23,53**
6,0	**2**	6	18,0	50	**A210606260000**	**30,56**
6,0	**2**	8	25,4	70	**A210606261000**	**40,12**
6,0	**2**	10	30,2	76	**A210606262000**	**48,17**
6,0	**2**	10	30,2	176	**A210606263000**	**77,57**
6,0	**2**	10	20,0	65	**A210606264000**	**48,17**
6,0	**2**	12	25,0	70	**A210606265000**	**58,87**
6,0	**2**	13	32,0	182	**A210606266000**	**87,26**
6,0	**2**	13	32,0	77	**A210606267000**	**58,87**
6,0	**2**	16	33,3	78	**A210606268000**	**115,84**
6,0	**2**	19	41,3	86	**A210606269000**	**152,83**

d	Cut	D	l	L	Code	Price
mm.	nº	mm.	mm.	mm.		€
6,0	**3**	6	18,0	50	**A210606370000**	**38,31**
6,0	**3**	8	25,4	70	**A210606371000**	**50,15**
6,0	**3**	10	30,2	76	**A210606372000**	**60,36**
6,0	**3**	10	20,0	65	**A210606373000**	**60,22**
6,0	**3**	13	32,0	77	**A210606374000**	**73,76**
6,0	**3**	16	33,3	78	**A210606375000**	**145,14**
6,0	**6**	6	18,0	50	**A210606680000**	**30,56**
6,0	**6**	8	25,4	70	**A210606681000**	**40,12**
6,0	**6**	10	30,2	76	**A210606682000**	**48,17**
6,0	**6**	10	30,2	176	**A210606683000**	**77,57**
6,0	**6**	10	20,0	65	**A210606684000**	**48,17**
6,0	**6**	12	25,0	70	**A210606685000**	**58,87**
6,0	**6**	13	32,0	182	**A210606686000**	**87,26**
6,0	**6**	13	32,0	77	**A210606687000**	**58,87**
6,0	**6**	16	33,3	78	**A210606688000**	**115,84**
6,0	**6**	19	41,3	86	**A210606689000**	**152,83**
8,0	**2**	13	32,0	77	**A210608290000**	**58,87**
8,0	**2**	16	33,3	78	**A210608291000**	**115,84**
8,0	**2**	19	41,3	86	**A210608292000**	**152,83**
8,0	**3**	13	32,0	77	**A210608393000**	**73,76**
8,0	**3**	16	33,3	78	**A210608394000**	**145,14**
8,0	**6**	13	32,0	77	**A210608696000**	**58,87**
8,0	**6**	16	33,3	78	**A210608697000**	**115,84**
8,0	**6**	19	41,3	86	**A210608698000**	**152,83**

LATZ

210.63 LATZ NORM | Classic series Hard Metal | TiAlN

Ball nosed cone form. TYPE L, KEL, SL

Rotary burrs cylindrical shank



Details and applications

CUT 2: Standard cut for general applications
CUT 3: Fast Mill cut for rapid stock removal of softer non-ferrous materials including plastics
CUT 6: Double cut for general purpose use. Improves control and reduces chips.

d	Cut	D	l	L	Code	Price
mm.	nº	mm.	mm.	mm.		€
3,0	**6**	3	14,0	38	**A210633699000**	**22,22**
6,0	**3**	13	32,0	77	**A210636300000**	**95,65**
6,0	**6**	13	32,0	77	**A210636601000**	**76,52**

211.60 LATZ NORM | Classic series Hard Metal

Pointed conic shape. TYPE M, SKM, SM

Rotary burrs cylindrical shank



Details and applications

CUT 2: Standard cut for general applications
CUT 3: Fast Mill cut for rapid stock removal of softer non-ferrous materials including plastics
CUT 6: Double cut for general purpose use. Improves control and reduces chips.

d	Cut	D	l	L	Code	Price
mm.	nº	mm.	mm.	mm.		€
3,0	**2**	2	4,0	38	**A211603202000**	**22,80**
3,0	**2**	3	8,0	38	**A211603203000**	**14,35**
3,0	**2**	3	11,0	38	**A211603204000**	**14,35**
3,0	**2**	3	15,0	38	**A211603205000**	**14,35**
3,0	**2**	6	12,7	49	**A211603206000**	**23,53**
3,0	**3**	3	11,0	38	**A211603307000**	**17,93**
3,0	**3**	6	12,7	49	**A211603308000**	**29,41**
3,0	**6**	3	8,0	38	**A211603609000**	**14,35**
3,0	**6**	3	11,0	38	**A211603610000**	**14,35**
3,0	**6**	3	15,0	38	**A211603611000**	**14,35**
3,0	**6**	6	12,7	49	**A211603612000**	**23,53**
6,0	**2**	6	12,7	50	**A211606213000**	**29,08**
6,0	**2**	6	20,0	50	**A211606214000**	**30,56**
6,0	**2**	6	25,0	50	**A211606215000**	**32,72**
6,0	**2**	8	18,0	64	**A211606216000**	**44,68**
6,0	**2**	10	16,0	64	**A211606217000**	**48,27**

d	Cut	D	l	L	Code	Price
mm.	nº	mm.	mm.	mm.		€
6,0	**2**	13	22,0	71	**A211606218000**	**60,46**
6,0	**2**	16	25,0	74	**A211606219000**	**80,71**
6,0	**3**	6	20,0	50	**A211606320000**	**38,19**
6,0	**3**	10	16,0	64	**A211606321000**	**60,33**
6,0	**3**	13	22,0	71	**A211606322000**	**75,56**
6,0	**6**	6	12,7	50	**A211606624000**	**29,08**
6,0	**6**	6	20,0	50	**A211606625000**	**30,56**
6,0	**6**	6	25,0	50	**A211606626000**	**32,72**
6,0	**6**	8	18,0	64	**A211606627000**	**44,68**
6,0	**6**	10	16,0	64	**A211606628000**	**48,27**
6,0	**6**	12	22,0	70	**A211606629000**	**60,46**
6,0	**6**	13	22,0	71	**A211606630000**	**60,46**
6,0	**6**	16	25,0	74	**A211606631000**	**80,71**
8,0	**2**	13	22,0	71	**A211608232000**	**60,46**
8,0	**2**	16	25,0	74	**A211608233000**	**80,71**
8,0	**6**	13	22,0	71	**A211608634000**	**60,46**
8,0	**6**	16	25,0	74	**A211608635000**	**80,71**

212.60 LATZ NORM

Classic series Hard Metal

Inverted cone form. TYPE N, WKN, SN

Rotary burrs cylindrical shank

Details and applications

CUT 2: Standard cut for general applications
CUT 3: Fast Mill cut for rapid stock removal of softer non-ferrous materials including plastics
CUT 6: Double cut for general purpose use. Improves control and reduces chips.

d	Cut	D	l	L	Code	Price
mm.	nº	mm.	mm.	mm.		€
3,0	**2**	3	4,0	38	**A212603236000**	**14,35**
3,0	**2**	3	4,0	38	**A212603237000**	**22,71**
3,0	**2**	6	6,0	39	**A212603238000**	**24,88**
3,0	**2**	6	6,4	39	**A212603239000**	**27,04**
3,0	**6**	3	4,0	38	**A212603640000**	**14,35**
3,0	**6**	3	4,0	38	**A212603641000**	**22,71**
3,0	**6**	6	6,0	39	**A212603642000**	**24,88**
3,0	**6**	6	6,4	39	**A212603643000**	**27,04**
6,0	**2**	6	8,0	50	**A212606244000**	**29,19**
6,0	**2**	10	9,5	55	**A212606245000**	**42,66**
6,0	**2**	13	12,7	58	**A212606246000**	**60,21**
6,0	**2**	16	19,0	64	**A212606247000**	**77,34**

d	Cut	D	l	L	Code	Price
mm.	nº	mm.	mm.	mm.		€
6,0	**2**	19	16,0	61	**A212606248000**	**86,89**
6,0	**6**	6	8,0	50	**A212606649000**	**29,19**
6,0	**6**	10	9,5	55	**A212606650000**	**42,66**
6,0	**6**	13	12,7	58	**A212606651000**	**60,21**
6,0	**6**	16	19,0	64	**A212606652000**	**77,34**
6,0	**6**	19	16,0	61	**A212606653000**	**86,89**
8,0	**2**	13	12,7	58	**A212608254000**	**60,21**
8,0	**2**	16	19,0	64	**A212608255000**	**77,34**
8,0	**2**	19	16,0	61	**A212608256000**	**86,89**
8,0	**6**	13	12,7	58	**A212608657000**	**60,21**
8,0	**6**	16	19,0	64	**A212608658000**	**77,34**
8,0	**6**	19	16,0	61	**A212608659000**	**86,89**

Cutting tools for HSS End Mills

FAMILY	MATERIAL	COAT.	NORM	TYPE	Z	HELIX	Material		
250.40	HSSCo 5%		LATZ	W	Z1	30º	N.2	AlSi cast alloys<12% Si. < 400 N/mm²	
251.40	HSSCo 5%		DIN 844L	W	Z1	30º	N.2	AlSi cast alloys<12% Si. < 400 N/mm²	
252.80	HSSCo 8%		DIN 844K	NR-F	Z3	35º	P.1	Soft Steels easy to machine. < 800 N/mm²	
							P.2	Unalloyed and construction steels.< 800 N/mm²	
							P.3	Hardened and tempered unalloyed steel < 850 N/mm²	
							P.4	Case hardening steel, unalloyed < 800 N/mm²	
							P.5	Hardened and tempered alloyed steel . < 800 N/mm²	
							K.1	Grey cast iron. < 250 HB	
252.83	HSSCo 8%	TiAlN	DIN 844K	NR-F	Z3	35º	P.1	Soft Steels easy to machine. < 800 N/mm²	
							P.2	Unalloyed and construction steels.< 800 N/mm²	
							P.3	Hardened and tempered unalloyed steel < 850 N/mm²	
							P.4	Case hardening steel, unalloyed < 800 N/mm²	
							P.5	Hardened and tempered alloyed steel . < 800 N/mm²	
							K.1	Grey cast iron. < 250 HB	
253.83	HSSCo 8%	TiAlN	DIN 844L	NR-F	Z3	35º	P.1	Soft Steels easy to machine. < 800 N/mm²	
							P.2	Unalloyed and construction steels.< 800 N/mm²	
							P.3	Hardened and tempered unalloyed steel < 850 N/mm²	
							P.4	Case hardening steel, unalloyed < 800 N/mm²	
							P.5	Hardened and tempered alloyed steel . < 800 N/mm²	
							K.1	Grey cast iron. < 250 HB	
259.80	HSSCo 8%		LATZ	N	Z6-Z8	30º	P.1	Soft Steels easy to machine. < 800 N/mm²	
							P.2	Unalloyed and construction steels.< 800 N/mm²	
							P.3	Hardened and tempered unalloyed steel < 850 N/mm²	
							P.4	Case hardening steel, unalloyed < 800 N/mm²	
							M.2	Ferritic stainless steel < 850 N/mm²	
							N.4	Magnesium alloys.< 850 N/mm²	
25A.7L	HSSE-PM	AlTiN	DIN 844K	N	Z3	30º	P.2	Unalloyed and construction steels.< 800 N/mm²	
							P.3	Hardened and tempered unalloyed steel < 850 N/mm²	
							P.4	Case hardening steel, unalloyed < 800 N/mm²	
							P.5	Hardened and tempered alloyed steel . < 800 N/mm²	
							M.2	Ferritic stainless steel < 850 N/mm²	
							K.1	Grey cast iron. < 250 HB	
							S.1	Super nickel alloys. < 900 N/mm²	
							S.2	Super nickel alloys.. 900÷1.200 N/mm²	
25G.7L	HSSE-PM	AlTiN	DIN 844L	N	Z4-Z6	30º	P.2	Unalloyed and construction steels.< 800 N/mm²	
							P.3	Hardened and tempered unalloyed steel < 850 N/mm²	
							P.4	Case hardening steel, unalloyed < 800 N/mm²	
							P.5	Hardened and tempered alloyed steel . < 800 N/mm²	
							M.2	Ferritic stainless steel < 850 N/mm²	
							K.1	Grey cast iron. < 250 HB	
							S.1	Super nickel alloys. < 900 N/mm²	
							S.2	Super nickel alloys.. 900÷1.200 N/mm²	
25H.7L	HSSE-PM	AlTiN	DIN 844K	NR	Z4-Z6	30º	P.1	Soft Steels easy to machine. < 800 N/mm²	
							P.2	Unalloyed and construction steels.< 800 N/mm²	
							P.4	Case hardening steel, unalloyed < 800 N/mm²	
							M.2	Ferritic stainless steel < 850 N/mm²	
							K.1	Grey cast iron. < 250 HB	

Vc=Cutting speed m/min. **Fz=Feed per tooth m.m**

Ap	Ae	Vc m/min	end mill Ø																
			3	4	5	6	7,5	8	10	12	16	16,5	18	20	21	22,5	25	30	32
			fz (mm/z)																
		160-260	0,008			0,018		0,024	0,030										
		160-260	0,006			0,013		0,117	0,021										
1,5xD	0,5xD	45				0,02		0,025	0,035	0,04	0,07		0,08	0,09			0,1		0,12
		39				0,02		0,025	0,035	0,04	0,07		0,08	0,09			0,1		0,12
		24				0,02		0,025	0,035	0,04	0,07		0,08	0,09			0,1		0,12
		30				0,02		0,025	0,035	0,04	0,07		0,08	0,09			0,1		0,12
		24				0,02		0,025	0,035	0,04	0,07		0,08	0,09			0,1		0,12
		35				0,02		0,025	0,035	0,04	0,07		0,08	0,09			0,1		0,12
1,5xD	0,5xD	67,5				0,02		0,025	0,035	0,04	0,07		0,08	0,09			0,1		0,12
		58,5				0,02		0,025	0,035	0,04	0,07		0,08	0,09			0,1		0,12
		36				0,02		0,025	0,035	0,04	0,07		0,08	0,09			0,1		0,12
		45				0,02		0,025	0,035	0,04	0,07		0,08	0,09			0,1		0,12
		36				0,02		0,025	0,035	0,04	0,07		0,08	0,09			0,1		0,12
		52,5				0,02		0,025	0,035	0,04	0,07		0,08	0,09			0,1		0,12
1,5xD	0,5xD	67,5				0,02		0,025	0,035	0,04	0,07		0,08	0,09			0,1		0,12
		58,5				0,02		0,025	0,035	0,04	0,07		0,08	0,09			0,1		0,12
		36				0,02		0,025	0,035	0,04	0,07		0,08	0,09			0,1		0,12
		45				0,02		0,025	0,035	0,04	0,07		0,08	0,09			0,1		0,12
		36				0,02		0,025	0,035	0,04	0,07		0,08	0,09			0,1		0,12
		52,5				0,02		0,025	0,035	0,04	0,07		0,08	0,09			0,1		0,12
1x D	0,1x D	45																0,085	0,098
		39																0,085	0,098
		24																0,085	0,098
		30																0,085	0,098
		15																0,085	0,098
		80-120																0,085	0,098
1xD	0,1x D	99				0,017		0,023	0,031	0,037	0,048		0,056	0,063					
		61,5				0,017		0,023	0,031	0,037	0,048		0,056	0,063					
		76,5				0,017		0,023	0,031	0,037	0,048		0,056	0,063					
		61,5				0,017		0,023	0,031	0,037	0,048		0,056	0,063					
		37,5				0,017		0,023	0,031	0,037	0,048		0,056	0,063					
		88,5				0,017		0,023	0,031	0,037	0,048		0,056	0,063					
		31,5				0,012		0,016	0,022	0,026	0,034		0,039	0,044					
		30				0,012		0,016	0,022	0,026	0,034		0,039	0,044					
1xD	0,1x D	99				0,017		0,023	0,031	0,037	0,048		0,056	0,063			0,085	0,1	
		61,5				0,017		0,023	0,031	0,037	0,048		0,056	0,063			0,085	0,1	
		76,5				0,017		0,023	0,031	0,037	0,048		0,056	0,063			0,085	0,1	
		61,5				0,017		0,023	0,031	0,037	0,048		0,056	0,063			0,085	0,1	
		37,5				0,017		0,023	0,031	0,037	0,048		0,056	0,063			0,085	0,1	
		88,5				0,017		0,023	0,031	0,037	0,048		0,056	0,063			0,085	0,1	
		31,5				0,012		0,016	0,022	0,026	0,034		0,039	0,044			0,060		0,07
		30				0,012		0,016	0,022	0,026	0,034		0,039	0,044			0,060		0,07
1,5xD	0,5xD	114				0,022		0,028	0,039	0,044	0,077		0,088	0,1			0,11	0,12	
		99				0,022		0,028	0,039	0,044	0,077		0,088	0,1			0,11	0,12	
		76,5				0,022		0,028	0,039	0,044	0,077		0,088	0,1			0,11	0,12	
		37,5				0,022		0,028	0,039	0,044	0,077		0,088	0,1			0,11	0,12	
		88,5				0,022		0,028	0,039	0,044	0,077		0,088	0,1			0,11	0,12	

FAMILY	MATERIAL	COAT.	NORM	TYPE	Z	HELIX	Material		
25H.80	HSSCo 8%		DIN 844K	NR	Z4-Z6	30º	P.1	Soft Steels easy to machine. < 800 N/mm^2	
							P.2	Unalloyed and construction steels.< 800 N/mm^2	
							P.4	Case hardening steel, unalloyed < 800 N/mm^2	
							M.2	Ferritic stainless steel < 850 N/mm^2	
							K.1	Grey cast iron. < 250 HB	
25H.83	HSSCo 8%	TiAlN	DIN 844K	NR	Z4-Z6	30º	P.1	Soft Steels easy to machine. < 800 N/mm^2	
							P.2	Unalloyed and construction steels.< 800 N/mm^2	
							P.4	Case hardening steel, unalloyed < 800 N/mm^2	
							M.2	Ferritic stainless steel < 850 N/mm^2	
							K.1	Grey cast iron. < 250 HB	
25I.7L	HSSE-PM	AlTiN	DIN 844L	NR	Z4-Z6	30º	P.1	Soft Steels easy to machine. < 800 N/mm^2	
							P.2	Unalloyed and construction steels.< 800 N/mm^2	
							P.4	Case hardening steel, unalloyed < 800 N/mm^2	
							M.2	Ferritic stainless steel < 850 N/mm^2	
							K.1	Grey cast iron. < 250 HB	
25I.80	HSSCo 8%		DIN 844L	NR	Z4-Z6	30º	P.1	Soft Steels easy to machine. < 800 N/mm^2	
							P.2	Unalloyed and construction steels.< 800 N/mm^2	
							P.4	Case hardening steel, unalloyed < 800 N/mm^2	
							M.2	Ferritic stainless steel < 850 N/mm^2	
							K.1	Grey cast iron. < 250 HB	
25I.83	HSSCo 8%	TiAlN	DIN 844L	NR	Z4-Z6	30º	P.1	Soft Steels easy to machine. < 800 N/mm^2	
							P.2	Unalloyed and construction steels.< 800 N/mm^2	
							P.4	Case hardening steel, unalloyed < 800 N/mm^2	
							M.2	Ferritic stainless steel < 850 N/mm^2	
							K.1	Grey cast iron. < 250 HB	
25J.80	HSSCo 8%		LATZ	NR	Z6-Z8	30º	P.1	Soft Steels easy to machine. < 800 N/mm^2	
							P.2	Unalloyed and construction steels.< 800 N/mm^2	
							P.3	Hardened and tempered unalloyed steel < 850 N/mm^2	
							P.4	Case hardening steel, unalloyed < 800 N/mm^2	
							M.2	Ferritic stainless steel < 850 N/mm^2	
							N.4	Magnesium alloys.< 850 N/mm^2	
25R.80	HSSCo 8%		DIN 844K	NR-F	Z4-Z6	30º	P.1	Soft Steels easy to machine. < 800 N/mm^2	
							P.2	Unalloyed and construction steels.< 800 N/mm^2	
							P.4	Case hardening steel, unalloyed < 800 N/mm^2	
							P.5	Hardened and tempered alloyed steel . < 800 N/mm^2	
							M.2	Ferritic stainless steel < 850 N/mm^2	
							K.1	Grey cast iron. < 250 HB	
260.80	HSSCo 8%		DIN 844K	N	Z4-Z6	40º	P.1	Soft Steels easy to machine. < 800 N/mm^2	
							P.2	Unalloyed and construction steels.< 800 N/mm^2	
							P.3	Hardened and tempered unalloyed steel < 850 N/mm^2	
							P.4	Case hardening steel, unalloyed < 800 N/mm^2	
							P.5	Hardened and tempered alloyed steel . < 800 N/mm^2	
260.83	HSSCo 8%	TiAlN	DIN 844K	N	Z4-Z6	40º	P.1	Soft Steels easy to machine. < 800 N/mm^2	
							P.2	Unalloyed and construction steels.< 800 N/mm^2	
							P.3	Hardened and tempered unalloyed steel < 850 N/mm^2	
							P.4	Case hardening steel, unalloyed < 800 N/mm^2	
							P.5	Hardened and tempered alloyed steel . < 800 N/mm^2	

Vc=Cutting speed m/min. **Fz=Feed per tooth m.m**

Ap	Ae	Vc m/min	end mill Ø																
			3	4	5	6	7,5	8	10	12	16	16,5	18	20	21	22,5	25	30	32
			fz (mm/z)																
1,5xD	0,5xD	45				0,02		0,025	0,035	0,04	0,07		0,08	0,09			0,1	0,115	
		39				0,02		0,025	0,035	0,04	0,07		0,08	0,09			0,1	0,115	
		30				0,02		0,025	0,035	0,04	0,07		0,08	0,09			0,1	0,115	
		15				0,02		0,025	0,035	0,04	0,07		0,08	0,09			0,1	0,115	
		15				0,02		0,025	0,035	0,04	0,07		0,08	0,09			0,1	0,115	
1,5xD	0,5xD	67,5				0,02		0,025	0,035	0,04	0,07		0,08	0,09			0,1	0,115	
		58,5				0,02		0,025	0,035	0,04	0,07		0,08	0,09			0,1	0,115	
		45				0,02		0,025	0,035	0,04	0,07		0,08	0,09			0,1	0,115	
		22,5				0,02		0,025	0,035	0,04	0,07		0,08	0,09			0,1	0,115	
		22,5				0,02		0,025	0,035	0,04	0,07		0,08	0,09			0,1	0,115	
1,5xD	0,5xD	114				0,022		0,028	0,039	0,044	0,077		0,088	0,1			0,11	0,12	
		99				0,022		0,028	0,039	0,044	0,077		0,088	0,1			0,11	0,12	
		76,5				0,022		0,028	0,039	0,044	0,077		0,088	0,1			0,11	0,12	
		37,5				0,022		0,028	0,039	0,044	0,077		0,088	0,1			0,11	0,12	
		88,5				0,022		0,028	0,039	0,044	0,077		0,088	0,1			0,11	0,12	
1,5xD	0,5xD	45				0,02		0,025	0,035	0,04	0,07		0,08	0,09			0,1	0,115	
		39				0,02		0,025	0,035	0,04	0,07		0,08	0,09			0,1	0,115	
		30				0,02		0,025	0,035	0,04	0,07		0,08	0,09			0,1	0,115	
		15				0,02		0,025	0,035	0,04	0,07		0,08	0,09			0,1	0,115	
		15				0,02		0,025	0,035	0,04	0,07		0,08	0,09			0,1	0,115	
1,5xD	0,5xD	67,5				0,02		0,025	0,035	0,04	0,07		0,08	0,09			0,1	0,115	
		58,5				0,02		0,025	0,035	0,04	0,07		0,08	0,09			0,1	0,115	
		45				0,02		0,025	0,035	0,04	0,07		0,08	0,09			0,1	0,115	
		22,5				0,02		0,025	0,035	0,04	0,07		0,08	0,09			0,1	0,115	
		22,5				0,02		0,025	0,035	0,04	0,07		0,08	0,09			0,1	0,115	
1,5xD	0,5xD	45																0,115	0,13
		39																0,115	0,13
		24																0,115	0,13
		30																0,115	0,13
		15																0,115	0,13
		80-120																0,115	0,13
1,5xD	0,5xD	45				0,02		0,025	0,035	0,04	0,07		0,08	0,09			0,1		0,12
		39				0,02		0,025	0,035	0,04	0,07		0,08	0,09			0,1		0,12
		30				0,02		0,025	0,035	0,04	0,07		0,08	0,09			0,1		0,12
		24				0,02		0,025	0,035	0,04	0,07		0,08	0,09			0,1		0,12
		15				0,02		0,025	0,035	0,04	0,07		0,08	0,09			0,1		0,12
		35				0,02		0,025	0,035	0,04	0,07		0,08	0,09			0,1		0,12
1xD	0,1x D	45				0,015		0,021	0,028	0,034	0,044		0,051	0,057			0,071		0,091
		39				0,015		0,021	0,028	0,034	0,044		0,051	0,057			0,071		0,091
		24				0,015		0,021	0,028	0,034	0,044		0,051	0,057			0,071		0,091
		30				0,015		0,021	0,028	0,034	0,044		0,051	0,057			0,071		0,091
		24				0,015		0,021	0,028	0,034	0,044		0,051	0,057			0,071		0,091
1xD	0,1x D	67,5				0,015		0,021	0,028	0,034	0,044		0,051	0,057			0,071		0,091
		58,5				0,015		0,021	0,028	0,034	0,044		0,051	0,057			0,071		0,091
		36				0,015		0,021	0,028	0,034	0,044		0,051	0,057			0,071		0,091
		45				0,015		0,021	0,028	0,034	0,044		0,051	0,057			0,071		0,091
		36				0,015		0,021	0,028	0,034	0,044		0,051	0,057			0,071		0,091

FAMILY	MATERIAL	COAT.	NORM	TYPE	Z	HELIX	Material		
261.80	HSSCo 8%		DIN 844K	N	Z3	40º	P.2	Unalloyed and construction steels.< 800 N/mm^2	
							P.3	Hardened and tempered unalloyed steel < 850 N/mm^2	
							P.4	Case hardening steel, unalloyed < 800 N/mm^2	
							P.5	Hardened and tempered alloyed steel . < 800 N/mm^2	
							M.2	Ferritic stainless steel < 850 N/mm^2	
							K.1	Grey cast iron. < 250 HB	
							S.1	Super nickel alloys. < 900 N/mm^2	
							S.2	Super nickel alloys.. 900÷1.200 N/mm^2	
261.83	HSSCo 8%	TiAlN	DIN 844K	N	Z3	40º	P.2	Unalloyed and construction steels.< 800 N/mm^2	
							P.3	Hardened and tempered unalloyed steel < 850 N/mm^2	
							P.4	Case hardening steel, unalloyed < 800 N/mm^2	
							P.5	Hardened and tempered alloyed steel . < 800 N/mm^2	
							M.2	Ferritic stainless steel < 850 N/mm^2	
							K.1	Grey cast iron. < 250 HB	
							S.1	Super nickel alloys. < 900 N/mm^2	
							S.2	Super nickel alloys.. 900÷1.200 N/mm^2	
264.80	HSSCo 8%		DIN 844K	N	Z3-Z6	40º	P.1	Soft Steels easy to machine. < 800 N/mm^2	
							P.2	Unalloyed and construction steels.< 800 N/mm^2	
							P.3	Hardened and tempered unalloyed steel < 850 N/mm^2	
							P.4	Case hardening steel, unalloyed < 800 N/mm^2	
							P.5	Hardened and tempered alloyed steel . < 800 N/mm^2	
							K.1	Grey cast iron. < 250 HB	
							S.1	Super nickel alloys. < 900 N/mm^2	
264.83	HSSCo 8%	TiAlN	DIN 844K	N	Z3-Z6	40º	P.1	Soft Steels easy to machine. < 800 N/mm^2	
							P.2	Unalloyed and construction steels.< 800 N/mm^2	
							P.3	Hardened and tempered unalloyed steel < 850 N/mm^2	
							P.4	Case hardening steel, unalloyed < 800 N/mm^2	
							P.5	Hardened and tempered alloyed steel . < 800 N/mm^2	
							K.1	Grey cast iron. < 250 HB	
							S.1	Super nickel alloys. < 900 N/mm^2	
269.80	HSSCo 8%		DIN 844L	N	Z4-Z6	40º	P.1	Soft Steels easy to machine. < 800 N/mm^2	
							P.2	Unalloyed and construction steels.< 800 N/mm^2	
							P.3	Hardened and tempered unalloyed steel < 850 N/mm^2	
							P.4	Case hardening steel, unalloyed < 800 N/mm^2	
							P.5	Hardened and tempered alloyed steel . < 800 N/mm^2	
							K.1	Grey cast iron. < 250 HB	
							S.1	Super nickel alloys. < 900 N/mm^2	
269.83	HSSCo 8%	TiAlN	DIN 844L	N	Z4-Z6	40º	P.1	Soft Steels easy to machine. < 800 N/mm^2	
							P.2	Unalloyed and construction steels.< 800 N/mm^2	
							P.3	Hardened and tempered unalloyed steel < 850 N/mm^2	
							P.4	Case hardening steel, unalloyed < 800 N/mm^2	
							P.5	Hardened and tempered alloyed steel . < 800 N/mm^2	
							K.1	Grey cast iron. < 250 HB	
							S.1	Super nickel alloys. < 900 N/mm^2	

Vc=Cutting speed m/min. **Fz=Feed per tooth m.m**

Ap	Ae	Vc m/min	end mill Ø																
			3	4	5	6	7,5	8	10	12	16	16,5	18	20	21	22,5	25	30	32
			fz (mm/z)																
1xD	0,1x D	99				0,017		0,023	0,031	0,037	0,048		0,056	0,063			0,1		0,12
		61,5				0,017		0,023	0,031	0,037	0,048		0,056	0,063			0,1		0,12
		76,5				0,017		0,023	0,031	0,037	0,048		0,056	0,063			0,1		0,12
		61,5				0,017		0,023	0,031	0,037	0,048		0,056	0,063			0,1		0,12
		37,5				0,017		0,023	0,031	0,037	0,048		0,056	0,063			0,1		0,12
		88,5				0,017		0,023	0,031	0,037	0,048		0,056	0,063			0,1		0,12
		31,5				0,012		0,016	0,022	0,026	0,034		0,039	0,044			0,1		0,12
		30				0,012		0,016	0,022	0,026	0,034		0,039	0,044			0,07		0,084
1xD	0,1x D	148,5				0,017		0,023	0,031	0,037	0,048		0,056	0,063			0,1		0,12
		92,25				0,017		0,023	0,031	0,037	0,048		0,056	0,063			0,1		0,12
		114,75				0,017		0,023	0,031	0,037	0,048		0,056	0,063			0,1		0,12
		92,25				0,017		0,023	0,031	0,037	0,048		0,056	0,063			0,1		0,12
		56,25				0,017		0,023	0,031	0,037	0,048		0,056	0,063			0,1		0,12
		132,75				0,017		0,023	0,031	0,037	0,048		0,056	0,063			0,1		0,12
		47,25				0,012		0,016	0,022	0,026	0,034		0,039	0,044			0,1		0,12
		45				0,012		0,016	0,022	0,026	0,034		0,039	0,044			0,07		0,084
1xD	0,1x D	45	0,006			0,015		0,021	0,028	0,034	0,044		0,051	0,057			0,071		0,091
		39	0,006			0,015		0,021	0,028	0,034	0,044		0,051	0,057			0,071		0,091
		24	0,006			0,015		0,021	0,028	0,034	0,044		0,051	0,057			0,071		0,091
		30	0,006			0,015		0,021	0,028	0,034	0,044		0,051	0,057			0,071		0,091
		24	0,006			0,015		0,021	0,028	0,034	0,044		0,051	0,057			0,071		0,091
		35	0,006			0,015		0,021	0,028	0,034	0,044		0,051	0,057			0,071		0,091
		12	0,004			0,011		0,015	0,020	0,024	0,031		0,036	0,040			0,050		0,064
1xD	0,1x D	67,5	0,006			0,015		0,021	0,028	0,034	0,044		0,051	0,057			0,071		0,091
		58,5	0,006			0,015		0,021	0,028	0,034	0,044		0,051	0,057			0,071		0,091
		36	0,006			0,015		0,021	0,028	0,034	0,044		0,051	0,057			0,071		0,091
		45	0,006			0,015		0,021	0,028	0,034	0,044		0,051	0,057			0,071		0,091
		36	0,006			0,015		0,021	0,028	0,034	0,044		0,051	0,057			0,071		0,091
		52,5	0,006			0,015		0,021	0,028	0,034	0,044		0,051	0,057			0,071		0,091
		18	0,004			0,011		0,015	0,020	0,024	0,031		0,036	0,040			0,050		0,064
1xD	0,1x D	45	0,006			0,015		0,021	0,028	0,034	0,044		0,051	0,057			0,071		0,091
		39	0,006			0,015		0,021	0,028	0,034	0,044		0,051	0,057			0,071		0,091
		24	0,006			0,015		0,021	0,028	0,034	0,044		0,051	0,057			0,071		0,091
		30	0,006			0,015		0,021	0,028	0,034	0,044		0,051	0,057			0,071		0,091
		24	0,006			0,015		0,021	0,028	0,034	0,044		0,051	0,057			0,071		0,091
		35	0,006			0,015		0,021	0,028	0,034	0,044		0,051	0,057			0,071		0,091
		12	0,004			0,011		0,015	0,020	0,024	0,031		0,036	0,040			0,050		0,064
1xD	0,1x D	67,5	0,006			0,015		0,021	0,028	0,034	0,044		0,051	0,057			0,071		0,091
		58,5	0,006			0,015		0,021	0,028	0,034	0,044		0,051	0,057			0,071		0,091
		36	0,006			0,015		0,021	0,028	0,034	0,044		0,051	0,057			0,071		0,091
		45	0,006			0,015		0,021	0,028	0,034	0,044		0,051	0,057			0,071		0,091
		36	0,006			0,015		0,021	0,028	0,034	0,044		0,051	0,057			0,071		0,091
		52,5	0,006			0,015		0,021	0,028	0,034	0,044		0,051	0,057			0,071		0,091
		18	0,004			0,011		0,015	0,020	0,024	0,031		0,036	0,040			0,050		0,064

FAMILY	MATERIAL	COAT.	NORM	TYPE	Z	HELIX	Material		
26C.80	HSSCo 8%		LATZ	N	Z3	30º	P.1	Soft Steels easy to machine. < 800 N/mm²	
							P.2	Unalloyed and construction steels.< 800 N/mm²	
							P.3	Hardened and tempered unalloyed steel < 850 N/mm²	
							P.4	Case hardening steel, unalloyed < 800 N/mm²	
							P.5	Hardened and tempered alloyed steel . < 800 N/mm²	
							P.6	Hardened and tempered unalloyed steel < 1.000 N/mm²	
							M.2	Ferritic stainless steel < 850 N/mm²	
							K.1	Grey cast iron. < 250 HB	
							K.2	Grey cast iron < 350 HB	
26D.80	HSSCo 8%		LATZ	N	Z3	30º	P.1	Soft Steels easy to machine. < 800 N/mm²	
							P.2	Unalloyed and construction steels.< 800 N/mm²	
							P.3	Hardened and tempered unalloyed steel < 850 N/mm²	
							P.4	Case hardening steel, unalloyed < 800 N/mm²	
							P.5	Hardened and tempered alloyed steel . < 800 N/mm²	
							P.6	Hardened and tempered unalloyed steel < 1.000 N/mm²	
							M.2	Ferritic stainless steel < 850 N/mm²	
							K.1	Grey cast iron. < 250 HB	
							K.2	Grey cast iron < 350 HB	
26E.7L	HSSE-PM	AlTiN	DIN 327K	N	Z2	25º	P.1	Soft Steels easy to machine. < 800 N/mm²	
							P.2	Unalloyed and construction steels.< 800 N/mm²	
							P.3	Hardened and tempered unalloyed steel < 850 N/mm²	
							P.4	Case hardening steel, unalloyed < 800 N/mm²	
							P.5	Hardened and tempered alloyed steel . < 800 N/mm²	
							P.6	Hardened and tempered unalloyed steel < 1.000 N/mm²	
							M.2	Ferritic stainless steel < 850 N/mm²	
							K.1	Grey cast iron. < 250 HB	
							K.2	Grey cast iron < 350 HB	
26G.80	HSSCo 8%		DIN 327K	N	Z2	25º	P.1	Soft Steels easy to machine. < 800 N/mm²	
							P.2	Unalloyed and construction steels.< 800 N/mm²	
							P.3	Hardened and tempered unalloyed steel < 850 N/mm²	
							P.4	Case hardening steel, unalloyed < 800 N/mm²	
							P.5	Hardened and tempered alloyed steel . < 800 N/mm²	
							M.2	Ferritic stainless steel < 850 N/mm²	
							K.1	Grey cast iron. < 250 HB	
							K.2	Grey cast iron < 350 HB	
26G.83	HSSCo 8%	TiAlN	DIN 327K	N	Z2	25º	P.1	Soft Steels easy to machine. < 800 N/mm²	
							P.2	Unalloyed and construction steels.< 800 N/mm²	
							P.3	Hardened and tempered unalloyed steel < 850 N/mm²	
							P.4	Case hardening steel, unalloyed < 800 N/mm²	
							P.5	Hardened and tempered alloyed steel . < 800 N/mm²	
							M.2	Ferritic stainless steel < 850 N/mm²	
							K.1	Grey cast iron. < 250 HB	
							K.2	Grey cast iron < 350 HB	
26I.80	HSSCo 8%		DIN 327L	N	Z2	25º	P.1	Soft Steels easy to machine. < 800 N/mm²	
							P.2	Unalloyed and construction steels.< 800 N/mm²	
							P.3	Hardened and tempered unalloyed steel < 850 N/mm²	
							P.4	Case hardening steel, unalloyed < 800 N/mm²	
							P.5	Hardened and tempered alloyed steel . < 800 N/mm²	
							M.2	Ferritic stainless steel < 850 N/mm²	
							K.1	Grey cast iron. < 250 HB	
							K.2	Grey cast iron < 350 HB	

Vc=Cutting speed m/min. **Fz=Feed per tooth m.m**

Ap	Ae	Vc m/min	end mill Ø																
			3	4	5	6	7,5	8	10	12	16	16,5	18	20	21	22,5	25	30	32
			fz (mm/z)																
1xD	0,1x D	45	0,011	0,014	0,018	0,022		0,029	0,036										
		39	0,010	0,013	0,017	0,020		0,026	0,033										
		24	0,008	0,011	0,014	0,016		0,022	0,027										
		30	0,008	0,011	0,014	0,016		0,022	0,027										
		24	0,008	0,011	0,014	0,016		0,022	0,027										
		20	0,008	0,011	0,014	0,016		0,022	0,027										
		15	0,009	0,012	0,015	0,018		0,024	0,03										
		35	0,011	0,014	0,018	0,022		0,029	0,036										
		25	0,010	0,013	0,017	0,020		0,026	0,033										
1xD	0,1x D	45	0,011	0,014	0,018	0,022		0,029	0,036										
		39	0,010	0,013	0,017	0,020		0,026	0,033										
		24	0,008	0,011	0,014	0,016		0,022	0,027										
		30	0,008	0,011	0,014	0,016		0,022	0,027										
		24	0,008	0,011	0,014	0,016		0,022	0,027										
		20	0,008	0,011	0,014	0,016		0,022	0,027										
		15	0,009	0,012	0,015	0,018		0,024	0,03										
		35	0,011	0,014	0,018	0,022		0,029	0,036										
		25	0,010	0,013	0,017	0,020		0,026	0,033										
0,5xD	1xD	114				0,024		0,032	0,04	0,048	0,064		0,072	0,08					
		99				0,024		0,032	0,04	0,048	0,064		0,072	0,08					
		62				0,024		0,032	0,04	0,048	0,064		0,072	0,08					
		77				0,024		0,032	0,04	0,048	0,064		0,072	0,08					
		62				0,024		0,032	0,04	0,048	0,064		0,072	0,08					
		51				0,017		0,022	0,028	0,034	0,045		0,050	0,056					
		38				0,024		0,032	0,04	0,048	0,064		0,072	0,08					
		89				0,024		0,032	0,04	0,048	0,064		0,072	0,08					
		66				0,024		0,032	0,04	0,048	0,064		0,072	0,08					
0,5xD	1xD	45	0,009			0,022			0,036	0,044	0,058		0,065	0,073					
		39	0,009			0,022			0,036	0,044	0,058		0,065	0,073					
		24	0,009			0,022			0,036	0,044	0,058		0,065	0,073					
		30	0,009			0,022			0,036	0,044	0,058		0,065	0,073					
		24	0,009			0,022			0,036	0,044	0,058		0,065	0,073					
		15	0,009			0,022			0,036	0,044	0,058		0,065	0,073					
		35	0,009			0,022			0,036	0,044	0,058		0,065	0,073					
		25	0,009			0,022			0,036	0,044	0,058		0,065	0,073					
0,5xD	1xD	67,5	0,009			0,022			0,036	0,044	0,058		0,065	0,073					
		58,5	0,009			0,022			0,036	0,044	0,058		0,065	0,073					
		36	0,009			0,022			0,036	0,044	0,058		0,065	0,073					
		45	0,009			0,022			0,036	0,044	0,058		0,065	0,073					
		36	0,009			0,022			0,036	0,044	0,058		0,065	0,073					
		22,5	0,009			0,022			0,036	0,044	0,058		0,065	0,073					
		52,5	0,009			0,022			0,036	0,044	0,058		0,065	0,073					
		37,5	0,009			0,022			0,036	0,044	0,058		0,065	0,073					
0,5xD	1xD	45	0,009			0,022		0,029	0,036	0,044	0,058		0,065	0,073					
		39	0,009			0,022		0,029	0,036	0,044	0,058		0,065	0,073					
		24	0,009			0,022		0,029	0,036	0,044	0,058		0,065	0,073					
		30	0,009			0,022		0,029	0,036	0,044	0,058		0,065	0,073					
		24	0,009			0,022		0,029	0,036	0,044	0,058		0,065	0,073					
		15	0,009			0,022		0,029	0,036	0,044	0,058		0,065	0,073					
		35	0,009			0,022		0,029	0,036	0,044	0,058		0,065	0,073					
		25	0,009			0,022		0,029	0,036	0,044	0,058		0,065	0,073					

FAMILY	MATERIAL	COAT.	NORM	TYPE	Z	HELIX	Material		
26I.83	HSSCo 8%	TiAlN	DIN 327L	N	Z2	25°	**P.1**	Soft Steels easy to machine. < 800 N/mm^2	
							P.2	Unalloyed and construction steels.< 800 N/mm^2	
							P.3	Hardened and tempered unalloyed steel < 850 N/mm^2	
							P.4	Case hardening steel, unalloyed < 800 N/mm^2	
							P.5	Hardened and tempered alloyed steel . < 800 N/mm^2	
							M.2	Ferritic stainless steel < 850 N/mm^2	
							K.1	Grey cast iron. < 250 HB	
							K.2	Grey cast iron < 350 HB	
26N.80	HSSCo 8%		DIN 844L	N	Z3	30°	**P.1**	Soft Steels easy to machine. < 800 N/mm^2	
							P.2	Unalloyed and construction steels.< 800 N/mm^2	
							P.3	Hardened and tempered unalloyed steel < 850 N/mm^2	
							P.4	Case hardening steel, unalloyed < 800 N/mm^2	
							M.2	Ferritic stainless steel < 850 N/mm^2	
							K.1	Grey cast iron. < 250 HB	
							K.2	Grey cast iron < 350 HB	
							N.2	AlSi cast alloys<12% Si. < 400 N/mm^2	
							S.2	Super nickel alloys.. 900÷1.200 N/mm^2	
26N.83	HSSCo 8%	TiAlN	DIN 844L	N	Z3	30°	**P.1**	Soft Steels easy to machine. < 800 N/mm^2	
							P.2	Unalloyed and construction steels.< 800 N/mm^2	
							P.3	Hardened and tempered unalloyed steel < 850 N/mm^2	
							P.4	Case hardening steel, unalloyed < 800 N/mm^2	
							M.2	Ferritic stainless steel < 850 N/mm^2	
							K.1	Grey cast iron. < 250 HB	
							K.2	Grey cast iron < 350 HB	
							N.2	AlSi cast alloys<12% Si. < 400 N/mm^2	
							S.2	Super nickel alloys.. 900÷1.200 N/mm^2	
26R.80	HSSCo 8%		DIN 844K	W	Z2	40°	**P.1**	Soft Steels easy to machine. < 800 N/mm^2	
							N.2	AlSi cast alloys<12% Si. < 400 N/mm^2	
26T.80	HSSCo 8%		DIN 844L	W	Z2	40°	**P.1**	Soft Steels easy to machine. < 800 N/mm^2	
							N.2	AlSi cast alloys<12% Si. < 400 N/mm^2	
27A.80	HSSCo 8%		DIN 845B	NR	Z4-Z8	30°	**P.1**	Soft Steels easy to machine. < 800 N/mm^2	
							P.2	Unalloyed and construction steels.< 800 N/mm^2	
							P.4	Case hardening steel, unalloyed < 800 N/mm^2	
							M.2	Ferritic stainless steel < 850 N/mm^2	
							K.1	Grey cast iron. < 250 HB	
27B.80	HSSCo 8%		DIN 845B	NR	Z4-Z8	30°	**P.1**	Soft Steels easy to machine. < 800 N/mm^2	
							P.2	Unalloyed and construction steels.< 800 N/mm^2	
							P.4	Case hardening steel, unalloyed < 800 N/mm^2	
							M.2	Ferritic stainless steel < 850 N/mm^2	
							K.1	Grey cast iron. < 250 HB	
27C.40	HSSCo 5%		DIN 326	N	Z2	25°	**P.1**	Soft Steels easy to machine. < 800 N/mm^2	
							P.2	Unalloyed and construction steels.< 800 N/mm^2	
							P.3	Hardened and tempered unalloyed steel < 850 N/mm^2	
							P.4	Case hardening steel, unalloyed < 800 N/mm^2	
							M.2	Ferritic stainless steel < 850 N/mm^2	

Vc=Cutting speed m/min. **Fz=Feed per tooth m.m**

Ap	Ae	Vc m/min	end mill Ø																
			3	4	5	6	7,5	8	10	12	16	16,5	18	20	21	22,5	25	30	32
			fz (mm/z)																
0,5xD	1xD	67,5	0,009			0,022		0,029	0,036	0,044	0,058		0,065	0,073					
		58,5	0,009			0,022		0,029	0,036	0,044	0,058		0,065	0,073					
		36	0,009			0,022		0,029	0,036	0,044	0,058		0,065	0,073					
		45	0,009			0,022		0,029	0,036	0,044	0,058		0,065	0,073					
		36	0,009			0,022		0,029	0,036	0,044	0,058		0,065	0,073					
		22,5	0,009			0,022		0,029	0,036	0,044	0,058		0,065	0,073					
		52,5	0,009			0,022		0,029	0,036	0,044	0,058		0,065	0,073					
		37,5	0,009			0,022		0,029	0,036	0,044	0,058		0,065	0,073					
0,5xD	1xD	45	0,009			0,022		0,029	0,036	0,044	0,058		0,065	0,073					
		39	0,009			0,022		0,029	0,036	0,044	0,058		0,065	0,073					
		24	0,009			0,022		0,029	0,036	0,044	0,058		0,065	0,073					
		30	0,009			0,022		0,029	0,036	0,044	0,058		0,065	0,073					
		15	0,009			0,022		0,029	0,036	0,044	0,058		0,065	0,073					
		35	0,009			0,022		0,029	0,036	0,044	0,058		0,065	0,073					
		25	0,009			0,022		0,029	0,036	0,044	0,058		0,065	0,073					
		160-300	0,012			0,029		0,038	0,047	0,057	0,075		0,085	0,095					
		12	0,006			0,015		0,020	0,025	0,031	0,041		0,046	0,051					
0,5xD	1xD	67,5	0,009			0,022		0,029	0,036	0,044	0,058		0,065	0,073					
		58,5	0,009			0,022		0,029	0,036	0,044	0,058		0,065	0,073					
		36	0,009			0,022		0,029	0,036	0,044	0,058		0,065	0,073					
		45	0,009			0,022		0,029	0,036	0,044	0,058		0,065	0,073					
		22,5	0,009			0,022		0,029	0,036	0,044	0,058		0,065	0,073					
		52,5	0,009			0,022		0,029	0,036	0,044	0,058		0,065	0,073					
		37,5	0,009			0,022		0,029	0,036	0,044	0,058		0,065	0,073					
		240-450	0,012			0,029		0,038	0,047	0,057	0,075		0,085	0,095					
		18	0,006			0,015		0,020	0,025	0,031	0,041		0,046	0,051					
0,5xD	1xD	45	0,009			0,022		0,029	0,036	0,044	0,058		0,065	0,073			0,091	0,11	
		160-300	0,012			0,029		0,038	0,047	0,057	0,075		0,085	0,095			0,122	0,143	
0,5xD	1xD	45	0,009			0,022		0,029	0,036	0,044	0,058		0,065	0,073			0,091	0,11	
		160-300	0,012			0,029		0,038	0,047	0,057	0,075		0,085	0,095			0,122	0,143	
1,5xD	0,5xD	45							0,035	0,04	0,07		0,08	0,09					
		39							0,035	0,04	0,07		0,08	0,09					
		30							0,035	0,04	0,07		0,08	0,09					
		15							0,035	0,04	0,07		0,08	0,09					
		35							0,035	0,04	0,07		0,08	0,09					
1,5xD	0,5xD	45							0,035	0,04	0,07		0,08	0,09					
		39							0,035	0,04	0,07		0,08	0,09					
		30							0,035	0,04	0,07		0,08	0,09					
		15							0,035	0,04	0,07		0,08	0,09					
		35							0,035	0,04	0,07		0,08	0,09					
0,5xD	1xD	45	0,009			0,022		0,029	0,036	0,044	0,058		0,065	0,073					
		39	0,009			0,022		0,029	0,036	0,044	0,058		0,065	0,073					
		24	0,009			0,022		0,029	0,036	0,044	0,058		0,065	0,073					
		30	0,009			0,022		0,029	0,036	0,044	0,058		0,065	0,073					
		15	0,009			0,022		0,029	0,036	0,044	0,058		0,065	0,073					

FAMILY	MATERIAL	COAT.	NORM	TYPE	Z	HELIX	Material		
27G.40	HSSCo 5%		DIN 845	N	Z4-Z8	35º	P.1	Soft Steels easy to machine. < 800 N/mm^2	
							P.2	Unalloyed and construction steels.< 800 N/mm^2	
							P.3	Hardened and tempered unalloyed steel < 850 N/mm^2	
							P.4	Case hardening steel, unalloyed < 800 N/mm^2	
							P.5	Hardened and tempered alloyed steel . < 800 N/mm^2	
							P.6	Hardened and tempered unalloyed steel < 1.000 N/mm^2	
							K.2	Grey cast iron < 350 HB	
							M.2	Ferritic stainless steel < 850 N/mm^2	
							S.1	Super nickel alloys. < 900 N/mm^2	
27J.80	HSSCo 8%		DIN 845B	H	Z4-Z6	35º	P.6	Hardened and tempered unalloyed steel < 1.000 N/mm^2	
							S.1	Super nickel alloys. < 900 N/mm^2	
							S.2	Super nickel alloys.. 900÷1.200 N/mm^2	
27M.7L	HSSE-PM		DIN 1889	N	Z2	25º	P.1	Soft Steels easy to machine. < 800 N/mm^2	
							P.2	Unalloyed and construction steels.< 800 N/mm^2	
							P.4	Case hardening steel, unalloyed < 800 N/mm^2	
							K.1	Grey cast iron. < 250 HB	
27N.80	HSSCo 8%		DIN 1889	N	Z2	25º	P.1	Soft Steels easy to machine. < 800 N/mm^2	
							P.2	Unalloyed and construction steels.< 800 N/mm^2	
							P.3	Hardened and tempered unalloyed steel < 850 N/mm^2	
							P.4	Case hardening steel, unalloyed < 800 N/mm^2	
							P.5	Hardened and tempered alloyed steel . < 800 N/mm^2	
							P.6	Hardened and tempered unalloyed steel < 1.000 N/mm^2	
							M.2	Ferritic stainless steel < 850 N/mm^2	
							K.2	Grey cast iron < 350 HB	
							S.1	Super nickel alloys. < 900 N/mm^2	
27P.80	HSSCo 8%		DIN 1889	N	Z2	25º	P.1	Soft Steels easy to machine. < 800 N/mm^2	
							P.2	Unalloyed and construction steels.< 800 N/mm^2	
							P.3	Hardened and tempered unalloyed steel < 850 N/mm^2	
							P.4	Case hardening steel, unalloyed < 800 N/mm^2	
							P.5	Hardened and tempered alloyed steel . < 800 N/mm^2	
							P.6	Hardened and tempered unalloyed steel < 1.000 N/mm^2	
							M.2	Ferritic stainless steel < 850 N/mm^2	
							K.2	Grey cast iron < 350 HB	
							S.1	Super nickel alloys. < 900 N/mm^2	

Vc=Cutting speed m/min. **Fz=Feed per tooth m.m**

Ap	Ae	Vc m/min	end mill Ø																
			3	4	5	6	7,5	8	10	12	16	16,5	18	20	21	22,5	25	30	32
			fz (mm/z)																
1xD	0,1xD	37,5							0,028	0,034	0,044		0,051	0,057					
		32,5							0,028	0,034	0,044		0,051	0,057					
		18							0,028	0,034	0,044		0,051	0,057					
		25							0,028	0,034	0,044		0,051	0,057					
		18							0,028	0,034	0,044		0,051	0,057					
		16							0,020	0,024	0,031		0,036	0,040					
		22							0,028	0,034	0,044		0,051	0,057					
		10							0,028	0,034	0,044		0,051	0,057					
		8							0,020	0,024	0,031		0,036	0,040					
1xD	0,1xD	20							0,020	0,024	0,031		0,036	0,040					
		12							0,020	0,024	0,031		0,036	0,040					
		12							0,020	0,024	0,031		0,036	0,040					
0,5xD	1xD	114				0,024		0,032	0,04	0,048	0,064		0,072	0,08					
		99				0,024		0,032	0,04	0,048	0,064		0,072	0,08					
		77				0,024		0,032	0,04	0,048	0,064		0,072	0,08					
		89				0,024		0,032	0,04	0,048	0,064		0,072	0,08					
0,5xD	1xD	45	0,022			0,029		0,036	0,044	0,058	0,065		0,073						
		39	0,022			0,029		0,036	0,044	0,058	0,065		0,073						
		24	0,022			0,029		0,036	0,044	0,058	0,065		0,073						
		30	0,022			0,029		0,036	0,044	0,058	0,065		0,073						
		24	0,022			0,029		0,036	0,044	0,058	0,065		0,073						
		20	0,022			0,020		0,025	0,031	0,041	0,046		0,051						
		15	0,022			0,029		0,036	0,044	0,058	0,065		0,073						
		25	0,022			0,029		0,036	0,044	0,058	0,065		0,073						
		1	0,015			0,020		0,025	0,031	0,041	0,046		0,051						
0,5xD	1xD	45	0,022			0,029		0,036	0,044	0,058	0,065		0,073						
		39	0,022			0,029		0,036	0,044	0,058	0,065		0,073						
		24	0,022			0,029		0,036	0,044	0,058	0,065		0,073						
		30	0,022			0,029		0,036	0,044	0,058	0,065		0,073						
		24	0,022			0,029		0,036	0,044	0,058	0,065		0,073						
		20	0,022			0,020		0,025	0,031	0,041	0,046		0,051						
		15	0,022			0,029		0,036	0,044	0,058	0,065		0,073						
		25	0,022			0,029		0,036	0,044	0,058	0,065		0,073						
		1	0,015			0,020		0,025	0,031	0,041	0,046		0,051						

FAMILY	MATERIAL	NORM	TYPE	Z	HELIX	Material		Ap	Ae	Vc m/min	
26Z.40	HSSCo 5%	DIN 851	N	Z6-Z10	10º	P.1	Soft Steels easy to machine. < 800 N/mm²			37,5	
						P.2	Unalloyed and construction steels.< 800 N/mm²			32,5	
						P.3	Hardened and tempered unalloyed steel < 850 N/mm²			18	
						S.2	Super nickel alloys.. 900÷1.200 N/mm²			9	
271.40	HSSCo 5%	DIN 850	N	Z6-Z12	10º	P.1	Soft Steels easy to machine. < 800 N/mm²			37,5	
						P.2	Unalloyed and construction steels.< 800 N/mm²			32,5	
						P.3	Hardened and tempered unalloyed steel < 850 N/mm²			18	
						S.2	Super nickel alloys.. 900÷1.200 N/mm²			9	
274.40	HSSCo 5%	DIN 1833A	N	Z10-Z12	0º	P.1	Soft Steels easy to machine. < 800 N/mm²			37,5	
						P.2	Unalloyed and construction steels.< 800 N/mm²			32,5	
						P.3	Hardened and tempered unalloyed steel < 850 N/mm²			18	
						S.2	Super nickel alloys.. 900÷1.200 N/mm²			9	
276.40	HSSCo 5%	DIN 1833B	N	Z10	0º	P.1	Soft Steels easy to machine. < 800 N/mm²		1xb	37,5	
						P.2	Unalloyed and construction steels.< 800 N/mm²			32,5	
						P.3	Hardened and tempered unalloyed steel < 850 N/mm²			18	
						S.2	Super nickel alloys.. 900÷1.200 N/mm²			9	
278.40	HSSCo 8%	DIN 6518	N	Z4-Z6	0º	P.1	Soft Steels easy to machine. < 800 N/mm²				
						P.2	Unalloyed and construction steels.< 800 N/mm²				
						P.3	Hardened and tempered unalloyed steel < 850 N/mm²				
						S.2	Super nickel alloys.. 900÷1.200 N/mm²				

I

Vc=Cutting speed m/min. **Fz=Feed per tooth m.m**

	end mill Ø																
	7,5	8	10	12	16	16,5	18	20	21	22,5	25	30	32	32,5	40	45,5	50
	fz (mm/z)																
									0,07		0,08				0,04		0,05
									0,07		0,08				0,04		0,05
									0,07		0,08				0,04		0,05
									0,049		0,056				0,028		0,035
	0,04					0,07				0,075			0,09			0,1	
	0,04					0,07				0,075			0,09			0,1	
	0,04					0,07				0,075			0,09			0,1	
	0,028					0,049				0,525			0,063			0,07	
					0,07			0,075			0,08		0,09				
					0,07			0,075			0,08		0,09				
					0,07			0,075			0,08		0,09				
					0,049			0,053			0,056		0,09				
					0,07			0,075			0,08						
					0,07			0,075			0,08						
					0,07			0,075			0,08						
					0,049			0,053			0,056						
		0,04	0,05	0,06	0,065			0,07									
		0,04	0,05	0,06	0,065			0,07									
		0,04	0,05	0,06	0,065			0,07									
		0,028	0,035	0,042	0,046			0,049									

FAMILY	MATERIAL	NORM	TYPE	Z	HELIX	Mat	MATERIAL
27T.40	HSSCo 5%	DIN 1880	NR	Z6-Z10	30º	P.1	Soft Steels easy to machine. < 800 N/mm^2
						P.2	Unalloyed and construction steels.< 800 N/mm^2
						P.4	Case hardening steel, unalloyed < 800 N/mm^2
						M.2	Ferritic stainless steel < 850 N/mm^2
						K.2	Grey cast iron < 350 HB
282.80	HSSCo 8%	DIN 1880	N	Z8-Z16	30º	P.1	Soft Steels easy to machine. < 800 N/mm^2
						P.2	Unalloyed and construction steels.< 800 N/mm^2
						P.3	Hardened and tempered unalloyed steel < 850 N/mm^2
						P.4	Case hardening steel, unalloyed < 800 N/mm^2
						P.5	Hardened and tempered alloyed steel . < 800 N/mm^2
						M.2	Ferritic stainless steel < 850 N/mm^2
						K.2	Grey cast iron < 350 HB
286.40	HSSCo 5%	DIN 884	N	Z8-Z10	30º	P.1	Soft Steels easy to machine. < 800 N/mm^2
						P.2	Unalloyed and construction steels.< 800 N/mm^2
						P.3	Hardened and tempered unalloyed steel < 850 N/mm^2
						P.4	Case hardening steel, unalloyed < 800 N/mm^2
						P.5	Hardened and tempered alloyed steel . < 800 N/mm^2
						M.2	Ferritic stainless steel < 850 N/mm^2
						K.2	Grey cast iron < 350 HB
28A.40	HSSCo 5%	DIN 885A	N	Z12-Z24	10º	P.1	Soft Steels easy to machine. < 800 N/mm^2
						P.2	Unalloyed and construction steels.< 800 N/mm^2
						K.1	Grey cast iron. < 250 HB
						N.2	AlSi cast alloys<12% Si. < 400 N/mm^2
						N.4	Magnesium alloys.< 850 N/mm^2
28E.40	HSSCo 5%	DIN 885B	H	Z16-Z32	0º	P.1	Soft Steels easy to machine. < 800 N/mm^2
						P.2	Unalloyed and construction steels.< 800 N/mm^2
						P.4	Case hardening steel, unalloyed < 800 N/mm^2
						P.5	Hardened and tempered alloyed steel . < 800 N/mm^2
						K.1	Grey cast iron. < 250 HB
						K.2	Grey cast iron < 350 HB
						N.4	Magnesium alloys.< 850 N/mm^2
28P.40	HSSCo 5%	DIN 842	N	Z14-Z20	0º	P.1	Soft Steels easy to machine. < 800 N/mm^2
						P.3	Hardened and tempered unalloyed steel < 850 N/mm^2
						P.4	Case hardening steel, unalloyed < 800 N/mm^2
						P.6	Hardened and tempered unalloyed steel < 1.000 N/mm^2
						M.2	Ferritic stainless steel < 850 N/mm^2
						K.1	Grey cast iron. < 250 HB
						K.2	Grey cast iron < 350 HB
						S.2	Super nickel alloys.. 900÷1.200 N/mm^2
						N.4	Magnesium alloys.< 850 N/mm^2
28Q.40	HSSCo 5%	DIN 847	N	Z16-Z20	0º	P.1	Soft Steels easy to machine. < 800 N/mm^2
						P.3	Hardened and tempered unalloyed steel < 850 N/mm^2
						P.4	Case hardening steel, unalloyed < 800 N/mm^2
						P.6	Hardened and tempered unalloyed steel < 1.000 N/mm^2
						M.2	Ferritic stainless steel < 850 N/mm^2
						K.1	Grey cast iron. < 250 HB
						K.2	Grey cast iron < 350 HB
						S.2	Super nickel alloys.. 900÷1.200 N/mm^2
						N.4	Magnesium alloys.< 850 N/mm^2
28R.40	HSSCo 5%	DIN 3972	N	Z16-Z32	0º	P.1	Soft Steels easy to machine. < 800 N/mm^2
						P.2	Unalloyed and construction steels.< 800 N/mm^2
						K.1	Grey cast iron. < 250 HB
						K.2	Grey cast iron < 350 HB

Vc=Cutting speed m/min. **Fz=Feed per tooth m.m**

Ap	Ae	Vc m/min	end mill Ø								
			40	45,5	50	63	80	90	100	160	200
			fz (mm/z)								
0,05xD	0,75xD	45	0,08		0,085		0,11		0,11		
		39	0,08		0,085		0,11		0,11		
		30	0,08		0,085		0,11		0,11		
		15	0,08		0,085		0,11		0,11		
		25	0,08		0,085		0,11		0,11		
0,05xD	0,75xD	45	0,08		0,085		0,11		0,11	0,12	
		39	0,08		0,085		0,11		0,11	0,12	
		24	0,08		0,085		0,11		0,11	0,12	
		30	0,08		0,085		0,11		0,11	0,12	
		24	0,08		0,085		0,11		0,11	0,12	
		15	0,08		0,085		0,11		0,11	0,12	
		25	0,08		0,085		0,11		0,11	0,12	
0,05xD	0,75xD	37,5	0,08			0,085		0,11	0,11		
		32,5	0,08			0,085		0,11	0,11		
		18	0,08			0,085		0,11	0,11		
		25	0,08			0,085		0,11	0,11		
		18	0,08			0,085		0,11	0,11		
		10	0,08			0,085		0,11	0,11		
		22	0,08			0,085		0,11	0,11		
0,1xD	1xb	37,5			0,05		0,07		0,08	0,09	0,09
		32,5			0,05		0,07		0,08	0,09	0,09
		30			0,05		0,07		0,08	0,09	0,09
		160-260			0,065		0,091		0,104	0,117	0,117
		60-100			0,05		0,07		0,08	0,09	0,09
0,1xD	1xb	37,5			0,05		0,07		0,08	0,09	0,09
		32,5			0,05		0,07		0,08	0,09	0,09
		25			0,05		0,07		0,08	0,09	0,09
		18			0,05		0,07		0,08	0,09	0,09
		30			0,05		0,07		0,08	0,09	0,09
		22			0,05		0,07		0,08	0,09	0,09
		60-110			0,05		0,07		0,08	0,09	0,09
	1xb	37,5			0,03		0,04		0,045	0,055	
		18			0,03		0,04		0,045	0,055	
		25			0,03		0,04		0,045	0,055	
		16			0,021		0,028		0,032	0,039	
		10			0,03		0,04		0,045	0,055	
		30			0,03		0,04		0,045	0,055	
		22			0,03		0,04		0,045	0,055	
		9			0,021		0,028		0,032	0,039	
		60-100			0,03		0,04		0,045	0,055	
	1xb	37,5			0,03		0,04		0,045		
		18			0,03		0,04		0,045		
		25			0,03		0,04		0,045		
		16			0,021		0,028		0,032		
		10			0,03		0,04		0,045		
		30			0,03		0,04		0,045		
		22			0,03		0,04		0,045		
		9			0,021		0,028		0,032		
		60-100			0,03		0,04		0,045		
		20	0,012		0,016	0,02	0,025	0,028	0,031		
		17	0,011		0,014	0,018	0,023	0,026	0,029		
		13	0,011		0,014	0,018	0,023	0,026	0,029		
		10	0,011		0,014	0,018	0,023	0,026	0,029		

LATZ

Cutting conditions for carbide mills

		Family	220.6L		221.6L		222.60	226.6L		227.6L		228.60	229.60	225.6L		22A.6L	
		Coating	AlTiN		AlTiN		-	AlTiN		AlTiN		-	-	AlTiN		AlTiN	
		Type	N		N		N	N		N		N	NR	N		N	
		Z	Z2		Z2		Z2	Z3		Z3		Z3	Z3	Z3		Z4	
		Ángle	30º		30º		45º	30º		30º		45º	35º	45º		30º	
		Work	SM	SL	SM	SI	SM+SI	SM	SI	SM	SI	SM+SI	SM+SI	SM	SI	SM	SI
		Feed chart Nº (pages 94-95)	2	3	2	3	6	2	3	2	3	6	6	2	3	2	3
P	P.1	P.1 - Soft Steels easy to machine. < 800 N/mm²	1	1	1	1		1	1	1	1			1	1	1	1
	P.2	P.2 - Unalloyed and construction steels.< 800 N/mm²	1	1	1	1		1	1	1	1			1	1	1	1
	P.3	P.3 - Hardened and tempered unalloyed steel < 850 N/mm²	2	2	2	2		2	2	2	2			2	2	2	2
	P.4	P.4 - Case hardening steel, unalloyed < 800 N/mm²	2	2	2	2		2	2	2	2			2	2	2	2
	P.5	P.5 - Hardened and tempered alloyed steel . < 800 N/mm²	3	3	3	3		3	3	3	3			3	3	3	3
	P.6	P.6 - Hardened and tempered unalloyed steel < 1.000 N/mm²	3	3	3	3		3	3	3	3			3	3	3	3
	P.7	P.7 - Cast steel. < 850 N/mm²	4	4	4	4		4	4	4	4			4	4	4	4
	P.8	P.8 - Case hardening steel, alloyed < 1.000 N/mm²	5	5	5	5		5	5	5	5			5	5	5	5
	P.9	P.9 - Nitriding steel. < 1.000 N/mm²	5	5	5	5		5	5	5	5			5	5	5	5
	P.10	P.10 - Bearing steel < 1.200 N/mm²	5	5	5	5		5	5	5	5			5	5	5	5
	P.11	P.11 - Hardened and tempered alloyed steel < 1.300 N/mm²	5	5	5	5		5	5	5	5			5	5	5	5
	P.12	P.12 - High speed steel < 1.300 N/mm²	6	6	6	6		6	6	6	6			6	6	6	6
	P.13	P.13 - Tool steels < 1.300 N/mm²	6	6	6	6		6	6	6	6			6	6	6	6
	P.14	P.14 - Spring steels < 1.200 N/mm²	6	6	6	6		6	6	6	6			6	6	6	6
	P.15	P.15 - Nitriding steel. < 1.200 N/mm²	6	6	6	6		6	6	6	6			6	6	6	6
M	M.1	M.1 - Austenitic sulphured stainless steels < 850 N/mm²	7	7	7	7		7	7	7	7			7	7	7	7
	M.2	M.2 - Ferritic stainless steel < 850 N/mm²	7	7	7	7		7	7	7	7			7	7	7	7
	M.3	M.3 - Ferritic / martensitic stainless steel< 850 N/mm²	8	8	8	8		8	8	8	8			8	8	8	8
	M.4	M.4 - Martensitic stainless steel < 850 N/mm²	8	8	8	8		8	8	8	8			8	8	8	8
	M.5	M.5 - Austenitic stainless steel< 850 N/mm²	8	8	8	8		8	8	8	8			8	8	8	8
	M.6	M.6 - Ferritic / martensitic stainless steel < 1.100 N/mm²	9	9	9	9		9	9	9	9			9	9	9	9
	M.7	M.7 - Austenitic ferritic stainless steel < 850 N/mm²	9	9	9	9		9	9	9	9			9	9	9	9
	M.8	M.8 - Refractory steel < 1.100 N/mm²	9	9	9	9		9	9	9	9			9	9	9	9
K	K.1	K.1 - Grey cast iron. < 250 HB	10	10	10	10		10	10	10	10			10	10	10	10
	K.2	K.2 - Grey cast iron < 350 HB	11	11	11	11		11	11	11	11			11	11	11	11
	K.3	K.3 - Spheroidal and malleable cast iron< 350 HB	12	12	12	12		12	12	12	12			12	12	12	12
N	N.1	N.1 - Pure aluminium and aluminium alloys . < 500 N/mm²	13	13	13	13	1	13	13	13	13	1	1	13	13	13	13
	N.2	N.2 - AlSi cast alloys<12% Si. < 400 N/mm²	14	14	14	14	1	14	14	14	14	1	1	14	14	14	14
	N.3	N.3 - AlSi cast alloys >12% Si. < 400 N/mm²	15	15	15	15	1	15	15	15	15	1	1	15	15	15	15
	N.4	N.4 - Magnesium alloys.< 850 N/mm²															
	N.5	N.5 - Pure copper. < 350 N/mm²	14	14	14	14	1	14	14	14	14	1	1	14	14	14	14
	N.6	N.6 - Special copper alloys, short chipping. < 850 N/mm²	14	14	14	14	1	14	14	14	14	1	1	14	14	14	14
	N.7	N.7 - Special copper alloys, long chipping. < 850 N/mm²	14	14	14	14	1	14	14	14	14	1	1	14	14	14	14
	N.8	N.8 - Weak copper < 600 N/mm²	15	15	15	15	1	15	15	15	15	1	1	15	15	15	15
	N.9	N.9 - Tough copper. < 600 N/mm²	15	15	15	15	1	15	15	15	15	1	1	15	15	15	15
	N.10	N.10 - Thermoplastics															
	N.11	N.11 - Duroplastics.															
S	S.1	S.1 - Super nickel alloys. < 900 N/mm²															
	S.2	S.2 - Super nickel alloys.. 900÷1.200 N/mm²															
	S.3	S.3 - Super nickel alloys. 900÷1.200 N/mm²															
	S.4	S.4 - Pure titanium and titanium alloys. < 750 N/mm²															
	S.5	S.5 - Pure titanium and titanium alloys.> 750 N/mm²															
H	H1	H1 - Tempered steels. 45-50 HRC	16		16			16		16				16		16	
	H2	H2- Tempered steels. 50-55 HRC	17		17			17		17				17		17	

P STEEL | M STAINLESS STEEL | K CAST IRON | N NON-FERROUS METALS | S TITAN & SPECIAL ALLOYS | H HARDENED STEEL

	22B.6L		22C.6L		22H.6L	22K.6L		22J.6L	22F.6L		22G.6L		22L.6L		22M.6L		22N.6L		22D.6L		22E.6L		230.6L	231.6L	232.60	235.6L	233.6L
	AlTiN		AlTiN		AlTiN	AlTiN		AlTiN	AlTiN		AlTiN		AlTiN		AlTiN		AlTiN		AlTiN		AlTiN		AlTiN	AlTiN	-	AlTiN	AlTiN
	N		N		N	N		NR	NR		NR		NR		NR-F		N		N		N		N	N	N	N	N
	Z4		Z4		Z4	Z4		Z4	Z4		Z4		Z4		Z4		Z4		Z6		Z6		Z2	Z2	Z2	Z4	Z4
	30º		35º/38º		38º	45º		35º	30º		30º		45º		30º		35º/38º TOR		45º		45º		30º	30º	35º	30º	30º
	SM	SI	SM	SI	SM+SI	SM	SI	SM+SI	SM	SI	SM	SI	SM	SI	SM	SI	SM	SI	SM	SI	SM	SI	P	P	P	P	P
	2	3	7	8	5	2	3	5	2	3	2	3	2	3	2	3	7	8	2	3	2	3	1	1	4	1	1
				Feed chart																							
	1	1			1	1	1	1	1	1	1	1	1	1	1	1			1	1	1	1	1	1		1	1
	1	1			1	1	1	1	1	1	1	1	1	1	1	1			1	1	1	1	1	1		1	1
	2	2			2	2	2	2	2	2	2	2	2	2	2	2			2	2	2	2	2	2		2	2
	2	2			2	2	2	2	2	2	2	2	2	2	2	2			2	2	2	2	2	2		2	2
	3	3			3	3	3	3	3	3	3	3	3	3	3	3			3	3	3	3	3	3		3	3
	3	3			3	3	3	3	3	3	3	3	3	3	3	3			3	3	3	3	3	3		3	3
	4	4			4	4	4	4	4	4	4	4	4	4	4	4			4	4	4	4	4	4		4	4
	5	5			5	5	5	5	5	5	5	5	5	5	5	5			5	5	5	5	5	5		5	5
	5	5			5	5	5	5	5	5	5	5	5	5	5	5			5	5	5	5	5	5		5	5
	5	5			5	5	5	5	5	5	5	5	5	5	5	5			5	5	5	5	5	5		5	5
	5	5			5	5	5	5	5	5	5	5	5	5	5	5			5	5	5	5	5	5		5	5
	6	6			6	6	6	6	6	6	6	6	6	6	6	6			6	6	6	6	6	6		6	6
	6	6			6	6	6	6	6	6	6	6	6	6	6	6			6	6	6	6	6	6		6	6
	6	6			6	6	6	6	6	6	6	6	6	6	6	6			6	6	6	6	6	6		6	6
	6	6			6	6	6	6	6	6	6	6	6	6	6	6			6	6	6	6	6	6		6	6
	7	7	1	1	7	7	7	7	7	7	7	7	7	7	7	7	2	2	7	7	7	7	7	7		7	7
	7	7	1	1	7	7	7	7	7	7	7	7	7	7	7	7	2	2	7	7	7	7	7	7		7	7
	8	8	1	1	7	8	8	7	8	8	8	8	8	8	8	8	2	2	8	8	8	8	8	8		8	8
	8	8	1	1	7	8	8	7	8	8	8	8	8	8	8	8	2	2	8	8	8	8	8	8		8	8
	8	8	1	1	7	8	8	7	8	8	8	8	8	8	8	8	2	2	8	8	8	8	8	8		8	8
	9	9	1	1	7	9	9	7	9	9	9	9	9	9	9	9	2	2	9	9	9	9	9	9		9	9
	9	9	1	1	7	9	9	7	9	9	9	9	9	9	9	9	2	2	9	9	9	9	9	9		9	9
	9	9	1	1	7	9	9	7	9	9	9	9	9	9	9	9	2	2	9	9	9	9	9	9		9	9
	10	10				10	10		10	10	10	10	10	10	10	10			10	10	10	10	10	10		10	10
	11	11				11	11		11	11	11	11	11	11	11	11			11	11	11	11	11	11		11	11
	12	12				12	12		12	12	12	12	12	12	12	12			12	12	12	12	12	12		12	12
	13	13				13	13		13	13	13	13	13	13	13	13			13	13	13	13	13	13	1	13	13
	14	14				14	14		14	14	14	14	14	14	14	14			14	14	14	14	14	14	1	14	14
	15	15				15	15		15	15	15	15	15	15	15	15			15	15	15	15	15	15	1	15	15
	14	14				14	14		14	14	14	14	14	14	14	14			14	14	14	14	14	14	1	14	14
	14	14				14	14		14	14	14	14	14	14	14	14			14	14	14	14	14	14	1	14	14
	14	14				14	14		14	14	14	14	14	14	14	14			14	14	14	14	14	14	1	14	14
	15	15				15	15		15	15	15	15	15	15	15	15			15	15	15	15	15	15	1	15	15
	15	15				15	15		15	15	15	15	15	15	15	15			15	15	15	15	15	15	1	15	15
			4	4													4	4									
			4	4													4	4									
			3	3													3	3									
			3	3													3	3									
			3	3													3	3									
	16		4	4		16			16		16		16		16		4	4	16		16						
	17					17			17		17		17		17				17		17						

SM= Side Milling **SI= Slotting**

LATZ

FEED CHART Nº1

F.Gr.			1	2	3		4	5	6		7	8	9		10	11	12				13	14	15				16	17	
ø	Ap	Ae	Vc			Fz	Vc			Fz	Vc			Fz	Vc			Fz	Ap	Ae	Vc			Fz	Ap	Ae	Vc		Fz
3	0,04xD		110	100	90	0,050	75	65	60	0,040	100	90	75	0,045	120	110	95	0,055			190	150	115	0,060	0,03XD		55	45	0,040
4	0,04xD		120	110	85	0,060	85	75	65	0,045	105	95	80	0,055	130	120	100	0,065			215	165	130	0,075	0,03XD		60	50	0,045
5	0,04xD		120	110	85	0,065	85	75	70	0,050	105	95	80	0,060	130	120	105	0,073			230	175	140	0,085	0,03XD		60	50	0,050
6	0,04xD		140	125	90	0,075	100	85	75	0,060	120	110	90	0,070	150	135	110	0,086			240	180	145	0,100	0,03XD		65	55	0,060
8	0,5mm	0,06XD	150	140	90	0,085	110	95	85	0,070	130	120	95	0,080	165	150	120	0,095	0,1XD	0,2XD	255	200	160	0,115	0,03XD	0,06XD	75	60	0,070
10	0,5mm		155	140	100	0,090	110	95	85	0,080	130	120	95	0,085	165	150	125	0,100			285	225	180	0,130	0,03XD		75	60	0,075
12	0,5mm		130	120	95	0,100	100	85	75	0,090	120	110	90	0,090	140	130	105	0,110			300	230	185	0,145	0,4mm.		70	55	0,085
16	0,5mm		120	110	95	0,115	90	80	70	0,100	110	100	80	0,100	130	120	100	0,125			310	240	190	0,160	0,4mm.		70	55	0,095
20	0,5mm		115	105	90	0,120	90	80	70	0,100	110	100	80	0,100	125	115	100	0,140			320	250	200	0,175	0,4mm.		65	50	0,100

FEED CHART Nº2

F.Gr.			1	2	3		4	5	6		7	8	9		10	11	12				13	14	15				16	17	
ø	Ap	Ae	Vc			Fz		Vc		Fz	Vc			Fz	Vc			Fz	Ap	Ae	Vc			Fz	Ap	Ae	Vc		Fz
1,5			90	80	70	0,012	70	60	50	0,011	75	70	60	0,012	100	90	80	0,013			300	220	150	0,020			60	50	0,010
2			100	90	80	0,015	80	70	60	0,014	90	80	70	0,015	120	100	90	0,017			320	240	180	0,030			75	55	0,013
2,5			100	90	80	0,025	80	70	60	0,021	90	80	70	0,025	120	100	90	0,025			330	250	180	0,040			75	60	0,018
3			120	105	90	0,030	85	75	65	0,025	100	90	80	0,030	140	115	100	0,030			330	260	180	0,045			80	60	0,022
4			125	110	95	0,035	90	80	70	0,030	105	95	85	0,035	145	120	110	0,035			400	290	180	0,055			85	65	0,026
5			125	110	95	0,040	90	80	70	0,035	105	95	85	0,040	145	120	110	0,040			400	300	180	0,060			85	65	0,030
6	1XD	0,06XD	140	120	100	0,050	90	80	70	0,040	105	95	85	0,045	160	135	110	0,050	1XD	0,3XD	420	320	180	0,070	1XD	0,03XD	85	70	0,035
8			150	130	110	0,060	105	95	80	0,045	120	110	95	0,055	175	145	120	0,060			480	350	200	0,075			100	85	0,040
10			160	135	115	0,075	110	95	80	0,055	130	120	100	0,065	180	150	125	0,075			500	360	200	0,100			100	85	0,050
12			160	135	115	0,090	110	95	80	0,075	130	120	100	0,085	180	150	125	0,090			500	380	220	0,140			100	80	0,065
14			155	130	115	0,110	100	90	75	0,095	130	105	95	0,110	175	145	125	0,110			520	400	280	0,170			95	75	0,080
16			150	125	110	0,130	100	90	75	0,115	125	105	95	0,130	170	140	120	0,130			550	420	280	0,200			95	75	0,100
20			150	125	110	0,150	95	85	70	0,135	125	100	85	0,150	170	140	110	0,160			550	420	300	0,250			95	75	0,120

FEED CHART Nº 3

F.Gr.			1	2	3		4	5	6		7	8	9		10	11	12				13	14	15	
ø	Ap	Ae	Vc			Fz	Vc			Fz	Vc			Fz	Vc			Fz	Ap	Ae	Vc			Fz
1,5			65	55	45	0,010	45	35	30	0,007	50	45	40	0,010	75	65	65	0,012			125	110	90	0,015
2			70	60	50	0,015	50	40	35	0,010	60	50	45	0,010	80	70	70	0,015			140	120	100	0,018
2,5			70	60	50	0,020	50	40	40	0,013	60	50	45	0,015	80	70	75	0,020			140	120	100	0,025
3			85	70	60	0,020	55	45	40	0,015	65	55	45	0,015	90	80	80	0,023			170	140	115	0,025
4			85	70	60	0,025	65	45	40	0,020	65	55	45	0,020	100	85	85	0,025			180	150	125	0,030
5			90	75	65	0,025	65	50	45	0,025	70	60	50	0,025	100	85	85	0,030			180	150	125	0,035
6	0,2XD	1XD	95	80	70	0,030	65	55	50	0,025	75	65	55	0,025	110	95	85	0,035	0,5XD	1XD	205	170	140	0,040
8			100	85	70	0,035	80	60	60	0,030	85	75	65	0,030	115	100	90	0,040			215	180	150	0,050
10			110	90	75	0,045	80	60	60	0,035	85	75	65	0,040	120	105	85	0,050			230	190	160	0,060
12			110	90	75	0,065	80	60	60	0,040	85	75	65	0,045	120	105	80	0,070			230	190	160	0,100
14			100	85	70	0,075	70	55	55	0,050	80	70	60	0,055	115	100	75	0,080			215	200	155	0,100
16			100	85	70	0,090	70	55	55	0,060	80	70	60	0,070	115	100	75	0,100			215	220	155	0,120
20			100	85	70	0,110	65	50	50	0,070	80	70	60	0,080	115	100	70	0,120			210	220	150	0,130

F.Gr.= Feed group **Vc=Cutting speed m/min.** **Fz= Feed per tooth m.m**

FEED CHART Nº 4

F. Gr.1				
ø	Ap	Ae	Vc	Fz
3	0,03XD	≤0,02XD	250-300	0,060
5				0,100
6				0,120
8				0,160
10				0,200
12				0,240
16				0,320
20				0,400
25				0,500
32				0,640

FEED CHART Nº 5

OPPOSITION MACHINING														
F.Gr.			1	2	3		4	5	6				7	
ø	Ap	Ae	Fz			Vc	Fz			Vc	Ap	Ae	Fz	Vc
3	≤1,5 Ø	≤0,5 Ø				100-200				80-100	≤1 Ø	≤0,1 Ø	0,025	60-150
5			0,029	0,024	0,019		0,026	0,022	0,018				0,035	
6			0,035	0,029	0,023		0,032	0,027	0,022				0,038	
8			0,049	0,041	0,033		0,046	0,038	0,030				0,051	
10			0,062	0,052	0,042		0,056	0,047	0,038				0,056	
12			0,074	0,062	0,050		0,067	0,056	0,045				0,076	
16			0,096	0,080	0,064		0,085	0,071	0,057				0,091	
20			0,120	0,100	0,080		0,101	0,084	0,067				0,119	
CONCORDANCE MACHINING														
F.Gr.			1	2	3		4	5	6				7	
ø	Ap	Ae	Fz			Vc	Fz			Vc	Ap	Ae	Fz	Vc
3	≤1 Ø	1 Ø				50-70				40-60	≤0,5 Ø	1 Ø	0,025	60-110
5			0,025	0,021	0,015		0,022	0,018	0,013				0,028	
6			0,031	0,026	0,018		0,028	0,023	0,016				0,03	
8			0,046	0,038	0,027		0,040	0,033	0,023				0,041	
10			0,058	0,048	0,034		0,049	0,041	0,029				0,051	
12			0,066	0,055	0,039		0,058	0,048	0,034				0,056	
16			0,084	0,070	0,049		0,080	0,067	0,047				0,061	
20			0,101	0,084	0,059		0,082	0,068	0,048				0,066	

FEED CHART Nº6

OPPOSITION MACHINING				
F. Gr. 1				
ø	AP	AE	Vc	Fz
3	≤ 1 Ø	≤ 0,5 Ø	250-300	0,060
5				0,100
6				0,120
8				0,160
10				0,200
12				0,240
16				0,320
20				0,400
25				0,500
32				0,640
CONCORDANCE MACHINING				
F. Gr. 1				
ø	AP	AE	Vc	Fz
3	≤0,5 Ø	≤ 1 Ø	250-300	0,045
5				0,075
6				0,090
8				0,120
10				0,150
12				0,180
16				0,240
20				0,300
25				0,375
32				0,480

FEED CHART Nº 7

F. Gr.			1	2				3		4	
ø	Ap	Ae	Vc	Vc	Fz	Ap	Ae	Vc	Fz	Vc	Fz
4	≤1 Ø	≤0,5 Ø	80-150	60-100	0,012	≤1 Ø	≤0,2 Ø	50-80	0,012	20-30	0,011
5					0,014				0,014		0,013
6					0,018				0,018		0,017
8					0,028				0,028		0,027
10					0,030				0,030		0,027
12					0,040				0,040		0,038
16					0,050				0,050		0,049
18					0,060				0,060		0,055
20					0,080				0,080		0,060
25					0,100				0,100		0,060

FEED CHART Nº 8

F. Gr.			1	2				3		4	
ø	Ap	Ae	Vc	Vc	Fz	Ap	Ae	Vc	Fz	Vc	Fz
4	≤1 Ø	≤0,5 Ø	80-150	60-100	0,007	≤1 Ø	≤0,2 Ø	50-80	0,007	20-30	0,007
5					0,008				0,008		0,008
6					0,011				0,011		0,010
8					0,017				0,017		0,016
10					0,018				0,018		0,016
12					0,024				0,024		0,023
16					0,030				0,030		0,029
18					0,036				0,036		0,033
20					0,048				0,048		0,036
25					0,060				0,060		0,036

Rev.0/06-2023 LATZ 2023. Este documento no es contractual. LATZ se reserva el derecho de realizar los cambios que considere oportunos, sin previo aviso. El contenido gráfico de este catálogo es propiedad de LATZ 2023

Latz
Gudarien Etorbidea, 23 – P.O. Box 56 - E-20140 Andoain (Gipuzkoa) - Spain
+34 943 59 25 12
www.latzscoop.com

DANOBATGROUP

HUMANITY AT WORK | MONDRAGON